

28 February 2020

# Alma Platinum IV Systematic Alpha\*

\*As of 11th January, following the acquisition of the DB Platinum UCITS business by Alma Capital, Alma Capital Investment Management replaced DWS as the Management Company of Alma Platinum IV - previously known as DB Platinum IV.

Fund Assets under Management: \$896,318,400

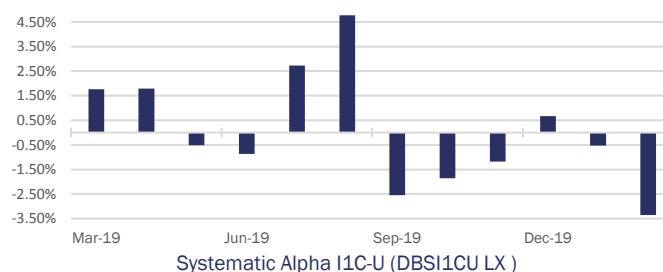
## Investment Strategy

Alma Platinum IV Systematic Alpha (the "Fund") is an open-ended UCITS compliant fund with Winton Capital Management Ltd ("Winton") acting as Portfolio Manager. The Investment Strategy is a systematic strategy based on the Winton Diversified Macro Strategy as adapted to comply with UCITS. The underlying investment philosophy is grounded in the belief that the scientific method can be profitably applied to the field of investing. The Investment Strategy is a computer-based trading system owned and operated by Winton which is designed to speculatively trade global exchange-traded futures, forwards and options markets on commodities (e.g. energies, base and precious metals and crops), equity indices, bonds, short-term interest rates and currencies. The Fund invests directly in (1) financial futures (including bonds, FX, equity, interest rates), FX forwards and other OTC derivatives (the "Direct Investments"), (2) transferable securities providing exposure to a basket of commodity futures (the "Commodity Basket"), and (3) sovereign bonds, cash or other cash equivalent securities for cash management purposes. Winton has been appointed as Portfolio Manager of the Fund and is responsible for managing the Direct Investments. Winton is also responsible for determining the composition of the Commodity Basket that is referenced by the transferable securities purchased by the Fund. State Street Global Advisors, as the Investment Manager of the Fund, is responsible for the allocation of cash to support the margin and settlement obligations in relation to the Direct Investments as well as the buying and selling of the transferable securities and for managing the surplus cash.

## Performance History (30.06.2010 - 28.02.2020) <sup>(1)</sup>



## Monthly Return Last 12 Months <sup>(1)</sup>



## Key Benefits

- The Fund complies with the UCITS restrictions for diversification and risk-spreading and offers daily liquidity.
- The Fund provides access to a UCITS compliant version of the Winton Diversified Macro Strategy<sup>(2)</sup>.
- Independent Valuation: NAVs calculated by an independent third party. Winton only acts as Portfolio Manager.
- The Fund provides investors with the potential for obtaining gains in downward trending markets and improved portfolio risk/return profile.
- Provides investment returns linked to liquid instruments diversified geographically and across asset classes.
- One month rolling currency hedges are effected for share classes not denominated in USD to protect against fluctuations of exchange rate<sup>(3)</sup>.

## Key Risks

- The value of an investment in the Fund may go down as well as up and can result in losses, up to and including a total loss of the amount initially invested.
- The Fund may enter into one or more derivatives with a number of swap counterparties. If any of the counterparties fail to make payments (for example, it becomes insolvent) this may result in your investment suffering a loss.
- The Fund is complex and based on a CTA trading strategy which uses derivatives to take long or short positions on various markets. The use of derivatives involve a high level of risk as derivatives can be highly leveraged, highly volatile and may magnify losses.
- Movements in exchange rates can impact the value of your investment. If the currency of your country of origin is different from the currency in which the underlying investments of the Fund are made (USD), the value of your investment may increase or decrease subject to movements in exchange rates.
- The Fund has been designed for investors who are looking for long term capital growth through exposure to alternative investment strategies. As the Fund may therefore employ complex strategies (including the use of derivatives), it is intended only for knowledgeable and experienced investors who are able to understand and evaluate both the investment strategy and its inherent risks (such understanding and evaluation may be gained through advice from a professional advisor).

## Monthly Fund Performance (I1C-U Share Class) <sup>(4)</sup>

Year	Jan	Feb	Mar	Apr	May	Jun	Jul	Aug	Sep	Oct	Nov	Dec	YTD
2020	-0.53%	-3.35%											-3.86%
2019	-1.69%	1.03%	1.76%	1.78%	-0.52%	-0.87%	2.73%	4.77%	-2.55%	-2.45%	-0.58%	0.67%	3.90%
2018	4.37%	-4.90%	-0.42%	1.57%	-0.36%	1.11%	-0.23%	1.22%	0.09%	-2.02%	1.67%	-2.06%	-0.25%
2017	-1.15%	2.54%	-0.04%	-0.67%	0.52%	-2.02%	-0.05%	3.02%	-1.97%	4.53%	0.13%	2.85%	7.72%
2016	1.94%	1.94%	-4.11%	-2.06%	-1.72%	3.61%	1.05%	-1.57%	-0.54%	-2.47%	-0.76%	1.28%	-3.62%
2015	2.06%	0.24%	2.13%	-4.28%	0.44%	-3.53%	4.52%	-3.48%	3.17%	-2.32%	3.43%	-1.92%	-0.06%
2014	-2.37%	2.27%	-0.40%	1.59%	1.87%	0.32%	-2.39%	3.94%	-0.73%	3.31%	5.62%	0.84%	14.41%
2013	2.18%	-0.45%	1.94%	2.83%	-1.98%	-2.32%	-1.35%	-2.96%	3.13%	2.80%	2.46%	0.44%	6.63%
2012	0.66%	-0.76%	-0.82%	-0.03%	-0.04%	-3.50%	4.34%	-1.30%	-2.33%	-2.62%	1.16%	1.45%	-3.96%
2011	-0.03%	1.47%	0.06%	2.80%	-2.21%	-2.64%	4.51%	1.43%	-0.11%	-2.49%	0.74%	1.47%	4.85%
2010							-1.57%*	4.62%	0.82%	2.40%	-2.59%	4.06%	7.76%*

\*Performance has been calculated since the share class launch

(1) Source: Alma Capital. The Fund's performance above is shown net of all fund fees. Past performance is not a reliable indicator of future returns. (2) The Fund does not provide exposure to the Winton Diversified Macro Strategy and no representation is made that the Fund is likely to achieve returns similar to the Winton Diversified Macro Strategy track record. (3) There may be differences between the performances of share classes denominated in different currencies; any gain or loss in the Fund during the calendar month is not hedged and is exposed to FX risks. (4) Source: Alma Capital. The Fund's performance is shown net of all fund fees. Past performance is not a reliable indicator of future results. All information as of 28 February 2020 unless otherwise specified. Please refer to the disclaimers at the end of this document.

28 February 2020

## Key Facts

Issuer / Manager	Alma Platinum IV/ Alma Capital Investment Management					
Share Classes	I1C-C	I1C-E	I1C-G	I1C-U	I1C-N	I1C-S
WKN	A1JJZR	A0YDDV	A0YDDX	A0YDDW	A1T99C	A1C9QF
ISIN-Code	LU0627756538	LU0462954396	LU0462954552	LU0462954479	LU0929856952	LU0562752823
BBG Ticker	DBSI1CC LX	DBSI1CE LX	DBSI1CG LX	DBSI1CU LX	-	DBPI1CS LX
SEDOL	-	B63NSZ8	B3SDH66	B57RT90	-	-
Currency	CHF	EUR	GBP	USD	NOK	SGD
Management Fee p.a.	0.85%	0.85%	0.85%	0.85%	0.85%	0.85%
Tax d'abonnement p.a.	0.01%	0.01%	0.01%	0.01%	0.01%	0.01%
Winton Performance Fee(5)	18.00%	18.00%	18.00%	18.00%	18.00%	18.00%
Initial Issue Price	CHF 100	€ 100	£ 100	\$100	NOK 100	SGD 100
Launch Date	08.06.2011	30.06.2010	10.11.2010	30.06.2010	TBD	17.10.2018
Settlement	T+3					
Subscription Cut-Off / Liquidity	3:00 p.m. CET (T-1)					
Transaction Day (T)	Daily					
NAV Publication	Daily, published on a T+2 basis					
Maturity	No Maturity					

Issuer / Manager	Alma Platinum IV/ Alma Capital Investment Management					
Share Classes	I1D-G	I1D-U	I5C-U	I5C-E	I5C-G	I5D-G
WKN	A12AX6	A12AX7	A12DSQ	A12DSS	A2AGV6	A14W4J
ISIN-Code	LU1106524371	LU1106524454	LU1125015336	LU1125015500	LU1394176827	LU1266813309
BBG Ticker	DBSI1DG LX	DBSI1DU LX	DBPI5CU LX	DBPI5CE LX	DBSI5CG LX	DBPSI5D LX
SEDOL	BQT3VB9	-	BSHYKV1	BSHYKW2	BD5W6P8	BYPDZX9
Currency	GBP	USD	USD	EUR	GBP	GBP
Management Fee p.a.	0.85%	0.85%	0.85%	0.85%	0.85%	0.85%
Tax d'abonnement p.a.	0.01%	0.01%	0.01%	0.01%	0.01%	0.01%
Winton Performance Fee(5)	18.00%	18.00%	18.00%	18.00%	18.00%	18.00%
Initial Issue Price	£ 100	\$100	\$100	€ 100	£ 100	£ 100
Launch Date	24.09.2014	18.07.2018	31.10.2014	31.10.2014	30.06.2016	26.08.2015
Settlement	T+3					
Subscription Cut-Off / Liquidity	3:00 p.m. CET (T-1)					
Transaction Day (T)	Daily					
NAV Publication	Daily, published on a T+2 basis					
Maturity	No Maturity					

(5) The Winton Performance Fee is deducted from the NAVs cumulative outperformance subject to a high watermark.  
All information as of 28 February 2020 unless otherwise specified.  
Please refer to the disclaimers at the end of this document.

28 February 2020

## Registered Countries

(where at least one share class of the fund is registered)

Austria, Belgium, Denmark, France, Germany, Ireland, Italy, Luxembourg, Netherlands, Norway, Spain, Sweden, Switzerland, United Kingdom

## Winton Capital Management Ltd<sup>(6)</sup>

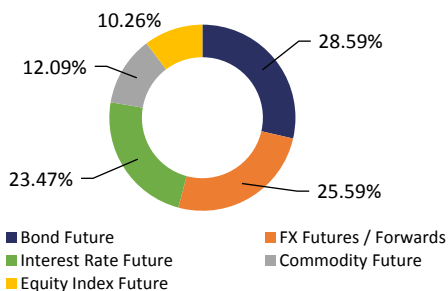
- Winton is a global investment manager founded in 1997 specialising in systematic trading through scientific research and statistical analysis techniques to develop proprietary trading systems (for the international asset markets).
- Winton manage approximately \$18 billion in AUM.<sup>(7)</sup>
- Winton pursues a diversified trading strategy which does not necessarily rely on favourable conditions in any particular market or on general appreciation of asset values.<sup>(8)</sup>
- The research focused company is led by scientist David Harding (with a 25 year track record) and a team of 86 researchers.

## Fund NAV Per Share

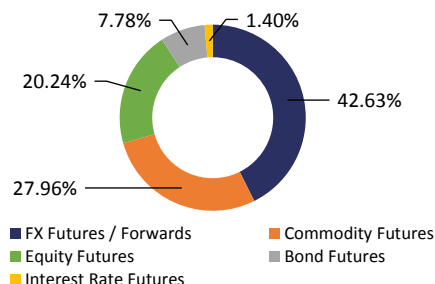
Share Class	Currency	NAV
Systematic Alpha I1C-U	USD	136.87
Systematic Alpha I1C-E	EUR	126.09
Systematic Alpha I1C-G	GBP	123.13
Systematic Alpha I1C-C	CHF	108.63
Systematic Alpha I1C-S	SGD	99.43
Systematic Alpha I1D-G	GBP	109.94
Systematic Alpha I1D-U	USD	97.27
Systematic Alpha I5C-E	EUR	101.20
Systematic Alpha I5C-G	GBP	99.59
Systematic Alpha I5D-G	GBP	99.68
Systematic Alpha I5C-U	USD	110.65

## Information Regarding Alma Patinum IV Systematic Alpha

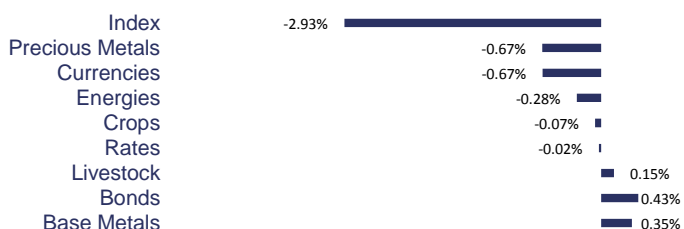
### Gross Notional on a look-through basis (%)<sup>(9)</sup>



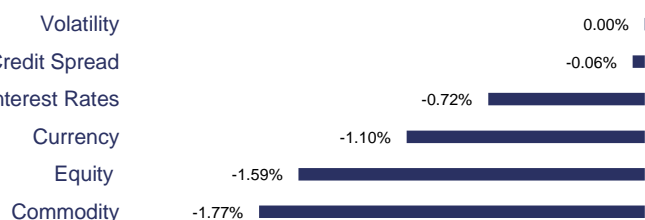
### Total Margin on a look-through basis (%)<sup>(12)</sup>



### Monthly Contribution to Fund Performance by Sector (%)<sup>(10)</sup>



### Absolute Value at Risk by Risk Type (% NAV)<sup>(13)</sup>



### Asset Class Exposure (% NAV)<sup>(14)</sup>

Asset Class	Long Exposure (%)	Short Exposure (%)
Interest Rate Futures	62.01	-46.34
Bond Futures	39.90	-92.08
Equity Index Futures	40.44	-6.93
Commodity Futures <sup>(11)</sup>	30.38	-25.40
FX Futures / Forwards	44.66	-73.48
<b>Total</b>	<b>217.39</b>	<b>-244.23</b>

### Asset Class Exposure (USD)

Asset Class	Long Exposure	Short Exposure
Interest Rate Futures	555,764,633	(415,315,130)
Bond Futures	357,588,403	(825,306,919)
Equity Index Futures	362,477,008	(62,148,919)
Commodity Futures <sup>(11)</sup>	272,328,813	(227,709,262)
FX Futures / Forwards	400,325,074	(658,610,125)
<b>Total</b>	<b>1,948,483,930</b>	<b>(2,189,090,355)</b>

(6) Information provided by Winton Capital Management Ltd. Alma Capital and its affiliates take no responsibility for the content; (7) As of 28 February 2020; (8) Although the strategy's historic correlation has been low in relation to the major asset classes over the long term, over shorter time frames the strategy can be significantly correlated. (9) Source: Alma Capital. Notional for Short Term Interest Rate Futures is based on the duration adjusted notional. The composition of the Gross Notional can change anytime without notice.

(10) Sector returns based on gross exposure to the sector (i.e. long and short exposures). Source: Winton Capital Management Limited. Please refer to the Disclaimer on the last page of this document. (11) The Fund's exposure to commodities is gained indirectly through investments in commodity linked transferable securities. The pie charts represent the notional and margin allocations to commodity futures required by the fund to achieve an equivalent exposure to commodities via direct investment into commodity futures. (12) Source: Alma Capital. The pie chart represents the allocation of margin capital an investor would face if they were to physically replicate the positions. (13) Source: Alma Capital. VaR is generated using RiskMetrics RiskManager. This VaR Summary should not be considered a complete risk management tool. The bar chart represents the Fund level Value at Risk (i.e. the current maximum loss anticipated with a 99% confidence level over a 10 day period) broken down by risk type.

All information as of 28 February 2020 unless otherwise specified.

Please refer to the disclaimers at the end of this document.

**28 February 2020**

### Cash Management<sup>(15)</sup>

	% NAV
Commercial paper & Certificates of deposit	74.89
Sovereign Bonds	0.00
Time deposits at third party banks	7.40
<b>Total</b>	<b>82.29</b>

### Fund Performance Summary<sup>(16)</sup>

	Return (%)			Annualised Return (%)			Risk Profile	
	YTD	1M	6M	1Y	3Y	Since Launch	Annualised Vol since Launch (%)	Sharpe Ratio
Systematic Alpha I1C-U	-3.86	-3.35	-8.53	0.56	1.93	3.30	6.72	0.39
Systematic Alpha I1C-E	-4.17	-3.45	-9.55	-1.97	-0.48	2.43	6.73	0.36
Systematic Alpha I1C-G	-4.07	-3.50	-9.00	-0.73	0.55	2.26	6.75	0.27
Systematic Alpha I1C-C	-4.34	-3.53	-9.81	-2.47	-1.03	0.95	6.51	0.20
Systematic Alpha I1C-S	-3.78	-3.24	-8.61	0.21	-	-0.42	3.98	<0
Systematic Alpha I1D-G	-4.01	-3.43	-8.94	-0.64	0.62	1.76	6.49	0.20
Systematic Alpha I1D-U	-3.78	-3.29	-8.54	0.34	-	-1.70	4.14	<0
Systematic Alpha I5C-E	-4.19	-3.48	-9.53	-1.95	-0.49	0.22	6.47	0.08
Systematic Alpha I5C-G	-3.93	-3.37	-8.79	-0.52	0.66	-0.11	5.70	<0
Systematic Alpha I5D-G	-4.04	-3.46	-9.00	-0.73	0.58	-0.07	6.21	<0
Systematic Alpha I5C-U	-3.79	-3.30	-8.43	0.65	1.98	1.92	6.45	0.13

### Commentary - Winton Capital Management Ltd - February<sup>(17)</sup>

Stock markets fell sharply in the final week of the month and oil prices posted double-digit losses amid concerns over the economic effects of the spread of COVID-19. The market correction came after US and European stock indices reached record highs in the middle of the month. From a sector perspective, energy stocks were the worst performers, while communication services and healthcare stocks fared better. Government bonds rose over the month. The US dollar also strengthened against most major currencies, but gave back part of these gains towards the end of the month, alongside expectations that the Federal Reserve would cut interest rates twice during 2020, instead of the one cut previously priced in.

The fund ended February down after the equity market reversal erased profits made earlier in the month. Net long exposure to stock index futures accounted for most of the losses. Mixed positioning in currencies also resulted in negative performance overall, as profits from the euro and Brazilian real were cancelled out by losses in the British pound and Indonesian rupiah. In commodities, losses were led by silver and gasoline, which outpaced profits in natural gas, copper and live cattle. Fixed income reduced the losses, with the fund profiting from long exposure to longer-dated US Treasuries and German bunds.

(15) State Street Global Advisors manage surplus cash on behalf of the fund, with the objective of maintaining a high level of liquidity whilst preserving capital, by investing in sovereign bonds and money market instruments such as time deposits, certificates of deposits and commercial paper. The remaining cash is either held at the custodian, posted as margin or invested in commodity linked transferable securities. (16) Source: Alma Capital. The Fund's performance is shown net of all fund fees. Past performance is not a reliable indicator of future results. (17) Represents the views of Winton Capital Management Ltd. Alma Capital do not take any responsibility for these views and does not necessarily endorse or support such views. All information as of 28 February 2020 unless otherwise specified. Please refer to the disclaimers at the end of this document.

28 February 2020

## Contact Details

Paris: +331 56 88 36 46

Luxembourg: +352 28 84 54 10

London: +44 207 0099 244

E-Mail: [info.investors@almacapital.com](mailto:info.investors@almacapital.com)

Website: [www.almacapital.com](http://www.almacapital.com)

## Additional Disclaimer

The Fund does not provide exposure to the Winton Diversified Program. The Winton Diversified Program's track record is being shown in this material to illustrate Winton's long term track record and skills in managing investment strategies for indicative purposes only. There may be significant differences in performance between the Winton Diversified Program and the Fund. The information relating to the Winton Diversified Program's track record should not be used as a direct comparison to the Fund. Please note that no representation is being made that the Fund is likely to achieve returns in the future similar to the Winton Diversified Program's track record shown. Past performance is not a reliable indicator of future results. Investors should read the Fund's Prospectus for a full list of risks. This document has been produced by Alma Capital in order to promote the Fund. Winton Capital Management Ltd. acts as Portfolio Manager. Except as otherwise stated, Winton Capital Management Ltd. does not take any responsibility for the accuracy of the contents of this document, any representations made herein or the performance of the Fund. Winton Capital Management Ltd. disclaims any liability for any direct, indirect, consequential or other losses or damages including loss of profits incurred by you or by any third party that may arise from any reliance on this document or for the reliability, accuracy or completeness thereof.

Return information and comparative analysis is also provided for various other indices. Index returns are shown for general comparison purposes only and do not suggest any similarity between the investment strategy or component underlying assets of the Benchmark Fund, the Alma Platinum IV Fund, and the indices shown. Alma Capital makes no warranty and does not in any way imply or suggest that the returns of the comparison indices will be or should be similar to those of the Alma Platinum IV Fund and Benchmark Fund.

Winton Capital Management Limited ("Winton") does not take any responsibility for the accuracy or completeness of the contents of this document, any representations made herein, or the performance of Alma Platinum IV Systematic Alpha ("the Fund"). Winton disclaims any liability for any direct, indirect, consequential or other losses or damages, including loss of profits, incurred by you or by any third party that may arise from any reliance on this document.

Winton is not responsible for, nor involved in, the marketing, distribution or sales of shares or interests in the Fund and is not responsible for compliance with any marketing or promotion laws, rules or regulations; and no third party is authorised to make any statement about any of Winton's products or services in connection with any such marketing, distribution or sales. Past performance by any other funds advised by Winton is not indicative of any future performance by the Fund.

## General information for investors in the European Economic Area (EEA)

This marketing communication is intended for professional clients and Swiss qualified investors only.

Alma Platinum IV is registered with the Luxembourg Trade and Companies' Register under number B- 85.828. Alma Capital Investment Management S.A. acts as the management company. Registered office of Alma Platinum IV: 11-13 Boulevard de la Foire, L-1528, Luxembourg, Grand Duchy of Luxembourg. Alma Platinum IV is registered in the Grand Duchy of Luxembourg as an undertaking for collective investment pursuant to Part I of the law of 17 December 2010 relating to undertakings for collective investment. Alma Platinum IV qualifies as an undertaking for collective investment in transferable Securities under article 1(2) of the Directive 2009/65/EC of the European Parliament and of the Council of 13 July 2009 on the coordination of laws, regulations and administrative provisions relating to undertakings for collective investment in transferable securities, as may be amended.

Alma Capital is the brand name under which Alma Capital Group operates its business activities. Clients will be provided Alma Capital products or services by one or more legal entities that will be identified to clients pursuant to the contracts, agreements, offering materials or other documentation relevant to such products or services. The brand Alma Capital stands for the asset management activities conducted by Alma Capital Group. Clients will be provided with Alma Capital' products or services by one or more of its subsidiaries that will be made transparent to clients in the contracts, agreements, offering materials or other documentation relevant in relation to Alma Capital' products and services.

This document has been prepared without consideration of the investment needs, objectives or financial circumstances of any investor. Before making an investment decision, investors need to consider, with or without the assistance of an investment adviser, whether the investments and strategies described or provided by Alma Capital, are appropriate, in light of their particular investment needs, objectives and financial circumstances. Any report or analysis within this document is shown for information, discussion or illustrative purposes and does not constitute an offer, recommendation or solicitation to conclude a transaction and should not be treated as giving investment advice.

The information contained in this document is provided for information purposes only. Any investment decision in relation to a fund should be based solely on the latest version of the prospectus, the audited annual and, if more recent, un-audited semi-annual reports and the Key Investor Information Document (KIID), all of which are available in English upon request to Alma Capital Investment Management S.A., 5 rue Aldringen, L-1118, Luxembourg or on [www.almacapital.com](http://www.almacapital.com). In the case of any inconsistency with the prospectus, the latest version of the prospectus shall prevail. The information contained in this document does not constitute investment advice. Alma Capital Investment Management S.A. does not give tax or legal advice. Investors should seek advice from their own tax experts and lawyers, in considering investments and strategies suggested by Alma Capital Investment Management S.A.

PAST PERFORMANCE IS NO GUARANTEE OF FUTURE RESULTS.

## Additional information for investors in the United Kingdom and Ireland:

Issued and approved by Alma Capital London, 12 St James's Square, London SW1Y 4LB, authorised and regulated by the Financial Conduct Authority ("FCA").

This document is a "non-retail communication" within the meaning of the FCA's Rules and is directed only at persons satisfying the FCA's client categorisation criteria for an eligible counterparty or a professional client. This document is not intended for and should not be relied upon by a retail client. This document may not be reproduced or circulated without written consent of the issuer

## Additional information for investors in Switzerland:

This marketing communication is intended for qualified investors in Switzerland only.

This Fund has been registered as a foreign collective investment schemes for distribution to non-qualified investors in Switzerland by the Swiss Financial Market Supervisory Authority (FINMA) pursuant to the Swiss Federal Act on Collective Investment Schemes of June 23, 2006 ("CISA"), as amended. The Representative for the Fund is DWS Switzerland Ltd, Hardstrasse 201, CH-8005 Zurich. The Paying Agent is Deutsche Bank (Suisse) SA, Place des Bergues 3, CH-1201 Geneva. The current sales prospectus, the Articles of Association, KIID (Key Investor Information Document) as well as the annual and semi-annual reports may upon request be obtained upon free of charge from the representative as well as from [www.almacapital.com](http://www.almacapital.com). In respect of the units distributed in and from Switzerland, the place of performance and jurisdiction is at the registered office of the representative

## Additional information for investors in Spain:

This marketing communication is intended for professional clients only.

Complete information on the Funds including risks can be found in the relevant key investor information documents (KIIDs) and prospectuses in their prevailing version. These and the relevant key investor information documents (KIIDs) constitute the only binding sales documents for the Funds. Investors can obtain these documents along with copies of the articles of association and the latest published annual and semi-annual reports from [www.almacapital.com](http://www.almacapital.com)

All statements of opinion reflect the current assessment are subject to change without notice.

## Additional information for investors in Austria:

This marketing communication is intended for professional clients in Austria only.

The information contained in this document does not constitute investment advice. Complete information on the Sub-Fund including risks can be found in the prospectus in its prevailing version.

This and the key investor information document (KIID) constitute the only binding sales documents for the Sub-Fund.

Investors can obtain the documents for the Sub-Fund admitted for distribution along with copies of the articles of association and the latest published annual and semi-annual reports from in printed form free of charge, or download them from [www.almacapital.com](http://www.almacapital.com).

Paying Agent: Deutsche Bank Österreich AG, Stock im Eisen-Platz 3, A-1010 Vienna.

28 February 2020

## Additional information for investors in Belgium:

The information contained herein is only intended for and must only be distributed to institutional and/or professional investors (as defined in the Belgian law of 2 August 2002 on the supervision of the financial sector and the financial services). In reviewing this presentation you confirm that you are such an institutional or professional investor. When making an investment decision, potential investors should rely solely on the final documentation (including the prospectus) relating to the investment or service and not the information contained herein. The investments or services mentioned herein may not be adequate or appropriate for all investors and before entering into any transaction you should take steps to ensure that you fully understand the transaction and have made an independent assessment of the suitability or appropriateness of the transaction in the light of your own objectives and circumstances, including the possible risks and benefits of entering into such transaction. You should also consider seeking advice from your own advisers in making this assessment. If you decide to enter into a transaction with us you do so in reliance on your own judgment.

## Additional information for potential investors in France:

The offer of this financial product has not been notified to the French authority supervising the financial markets, the *autorité des marchés financiers* ("AMF") pursuant to Article L.412-1 of the French code monétaire et financier, nor has this Memorandum nor any other offering material relating to this financial product been submitted to the clearance procedures of the AMF or to the competent authority of another member state of the European Economic Area and subsequently notified to the AMF.

This financial product have not been offered or sold and will not be offered or sold, directly or indirectly, to the public in France. Neither this Memorandum nor any other offering material relating to this financial product has been or will be: released, issued, distributed or caused to be released, issued or distributed to the public in France; or used in connection with any offer for subscription or sale of this financial product to the public in France.

Such offers, sales and distributions will be made in France only:

- to qualified investors (*investisseurs qualifiés*) and/or to (*cercle restreint d'investisseurs*), in each case investing for their own account, all as defined in, and in accordance with, articles L.411-2, D.411-1, D.411-2, D.734-1, D.744-1, D.754-1 and D.764-1 of the French CMF ; or
- to investment services providers authorised to engage in portfolio management on behalf of third parties; or
- in a transaction that, in accordance with article L.411-2-II-1°-or-2°-or-3° of the CMF and article 211-2 of the *Règlement Général* of the AMF, does not constitute a public offer.

This financial product may be resold directly or indirectly to the public in France, only in compliance with articles L.411-1, L.411-2, L.412-1 and L.621-8 through L.621-8-3 of the CMF.

This Memorandum and any other offering materials are strictly confidential and may not be distributed to any person or entity other than the recipients hereof.

## Additional information for investors in Italy:

This document does not constitute a public offering of financial instruments pursuant to art. 1, comma 1, let. t) of Legislative Decree. n. 58/98 and thus is not subject to art. 101 of the same regulation.

The information here reported refers to a financial product that has not been authorised by the relevant regulatory authorities for distribution in Italy nor has a notification process amongst EU regulatory authorities taken place. As a result, the information here reported does not constitute and should not be intended, under any circumstance, as the provision of investment advisory, nor research in financial instruments nor financial analysis nor any other form of general recommendation related to transactions in financial products.

Last, this document and the information provided herein do not create any legal binding obligation between the parties.

The brand Alma Capital represents Alma Capital Group. For more information go to [www.almacapital.com](http://www.almacapital.com) © 2020 Alma Capital Group. All rights reserved.

## Additional information for investors in Denmark, Norway and Sweden:

Investors in mutual funds should be aware of the possibility, and financially able, to lose part or all of the invested capital. An investment in mutual funds is associated with risks, for a presentation of the risks related to investments in these funds, please refer to respective funds Fact Sheet and/or Key Investor Information Document ("KIID's") and/or fund Prospectus).

ALMA CAPITAL SPECIFICALLY DISCLAIMS ALL LIABILITY FOR ANY DIRECT, INDIRECT, CONSEQUENTIAL OR OTHER LOSSES OR DAMAGES INCLUDING LOSS OF PROFITS INCURRED BY YOU OR ANY THIRD PARTY THAT MAY ARISE FROM ANY RELIANCE ON THIS DOCUMENT OR FOR THE RELIABILITY, ACCURACY, COMPLETENESS OR TIMELINESS THEREOF.

## Important information for investors in Hong Kong:

The fund is not authorized by the Securities and Futures Commission in Hong Kong, and is not available for subscriptions by investors in Hong Kong, other than to professional investors as stipulated in the Securities and Futures Ordinance. This document has not been reviewed by the Securities and Futures Commission in Hong Kong.

Investment involves risk, including possible loss of principal amount invested. Past performance information presented is not indication of future results. The investment returns are denominated in share class dealing currency, which may be a foreign currency. The US/HK dollar-based investors are therefore exposed to fluctuations in the US/HK dollar / foreign currency exchange rates. Investors should read the offering documents for further details, including the risk factors before investing.

This document is for information purposes only and is not the basis for any contract to deal in any security or instrument, or for Alma Capital Group to enter into or arrange any type of transaction as a consequence of any information contained here. This document does not constitute an offer, recommendation or solicitation to conclude a transaction and should not be treated as giving investment advice. You are advised to consult your financial adviser before making any investment decision.

Although the information provided by third party was compiled from sources believed to be reliable, no liability for any error or omissions is acceptable by Alma Capital, its approved distributors, or its affiliates or any of its directors or employee. The information and opinions contained herein are for general reference only and may change without notice, and should not be relied upon for any investment decision. All third party data (such as MSCI, S&P, Dow Jones, FTSE, Bank of America Merrill Lynch, Factset & Bloomberg) are copyrighted by and proprietary to the provider.

This document may include forward looking statements. The forward looking statements expressed constitute the author's judgment as of the date of this material. Forward looking statements involves significant elements of subjective judgments and analyses and changes thereto and / or consideration of different or additional factors could have a material impact on the results indicated. No representation or warranty is made by Alma Capital as to the reasonableness or completeness of such forward looking statement or to any other financial information contained herein.

This document is issued by Alma Capital and is the property and copyright of Alma Capital. This document may not be reproduced or circulated without Alma Capital's written consent. The manner of circulation and distribution of this document may be restricted by law or regulation in certain countries, including the United States. All rights reserved.

© 2020 Alma Capital Investment Management S.A.

## Important information for investors in Singapore:

The offer or invitation of the shares (the "Shares") of the Fund, which are the subject of this document, does not relate to collective investment schemes which are authorised under Section 286 of the Securities and Futures Act, Chapter 289 of Singapore (the "SFA") or recognised under Section 287 of the SFA. The Fund is not authorised or recognised by the Monetary Authority of Singapore (the "MAS") and the Shares are not allowed to be offered to the retail public. This document and any other document or material issued in connection with the offer or sale is not a prospectus as defined in the SFA. Accordingly, statutory liability under the SFA in relation to the content of prospectuses does not apply. You should consider carefully whether the investment is suitable for you.

This document has not been registered as a prospectus with the MAS. Accordingly, this document and any other document or material in connection with the offer or sale, or invitation for subscription or purchase, of Shares may not be circulated or distributed, nor may Shares be offered or sold, or be made the subject of an invitation for subscription or purchase, whether directly or indirectly, to persons in Singapore other than (i) to an institutional investor under Section 304 of the SFA, (ii) to a relevant person pursuant to Section 305(1), or any person pursuant to Section 305(2), and in accordance with the conditions specified in Section 305, of the SFA, or (iii) otherwise pursuant to, and in accordance with the conditions of, any other applicable provision of the SFA.

Where Shares are subscribed or purchased under Section 305 of the SFA by a relevant person which is:

- (a) a corporation (which is not an accredited investor (as defined in Section 4A of the SFA)) the sole business of which is to hold investments and the entire share capital of which is owned by one or more individuals, each of whom is an accredited investor; or
- (b) a trust (where the trustee is not an accredited investor) whose sole purpose is to hold investments and each beneficiary of the trust is an individual who is an accredited investor, securities (as defined in Section 239(1) of the SFA) of that corporation or the beneficiaries' rights and interest (howsoever described) in that trust shall not be transferred within six months after that corporation or that trust has acquired the Shares pursuant to an offer made under Section 305 of the SFA except:
  - (1) to an institutional investor or to a relevant person defined in Section 305(5) of the SFA, or to any person arising from an offer referred to in Section 275(1A) or Section 305A(3)(i)(B) of the SFA;
  - (2) where no consideration is or will be given for the transfer;
  - (3) where the transfer is by operation of law;
  - (4) as specified in Section 305A(5) of the SFA;
  - (5) as specified in Regulation 36 of the Securities and Futures (Offers of Investments) (Collective Investment Schemes) Regulations 2005 of Singapore.