

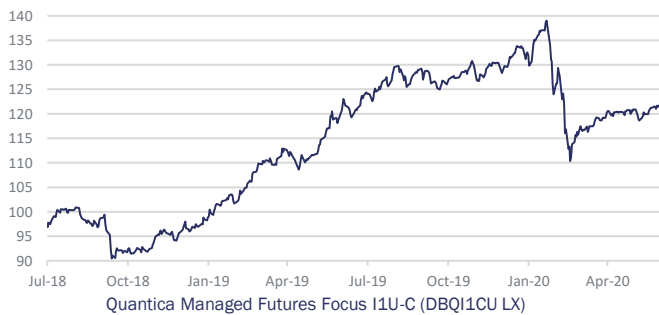
Alma Platinum Quantica Managed Futures Focus

Fund Assets under Management: \$129,354,314

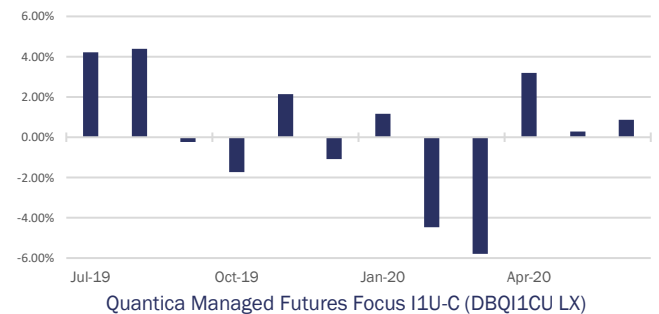
Investment Strategy

Alma Platinum Quantica Managed Futures Focus (the "Fund") is an open-ended UCITS compliant fund with Quantica Capital AG ("Quantica") acting as Investment Manager. The Investment Strategy intends to gain exposure to global exchange-traded futures markets on equity indices, bonds, interest rates and currencies, all in accordance with Quantica's proprietary systematic investment strategy. It aims to detect and take advantage of medium-term trend-following market inefficiencies in the financial futures markets (excluding commodity markets). It has low long-term correlation to traditional asset classes and offers diversification to both traditional and non-traditional investment portfolios. The Fund is highly style-consistent and follows a robust approach.

Performance History (03.07.2018 - 30.06.2020) ⁽¹⁾



Monthly Return Last 12 Months ⁽¹⁾



Key Benefits

- The Fund provides access to a UCITS-compliant ESG adaptation of Quantica's flagship managed futures program, excluding commodities ("Quantica Managed Futures Focus Program") ⁽²⁾
- The Quantica Managed Futures Focus Program has generated a net annualized rate of return of 7.6% with a realized volatility of 10.7% p.a.⁽³⁾
- The program follows a fully systematic trend-following approach and aims to deliver a positive long-term rate of return with a low long-term correlation to traditional asset classes such as stocks and bonds.
- It trades the most liquid financial futures contracts and has no exposure to any commodity markets.
- The program is designed along the same core principles as Quantica's flagship product, the Quantica Managed Futures Program, which has a track record of more than 15 years.
- The proprietary model has the flexibility to hold both long positions to benefit from rising prices, and short positions to benefit from price declines.
- One month rolling currency hedges are effected for share classes not denominated in USD to protect against fluctuations of exchange rate⁽⁴⁾
- The Fund complies with the UCITS restrictions for diversification and risk-spreading and offers daily liquidity.

Key Risks

- The Fund may enter into one or more derivatives with a number of swap counterparties. If any of the counterparties fail to make payments (for example, it becomes insolvent) this may result in your investment suffering a loss. The derivatives traded are the most liquid exchange traded futures contracts only.
- The Fund is complex and based on a CTA trading strategy which uses derivatives to take long or short positions on various markets. The use of derivatives involve a high level of risk as derivatives can be highly leveraged, highly volatile and may magnify losses.
- Movements in exchange rates can impact the value of your investment. If the currency of your country of origin is different from the currency in which the underlying investments of the Fund are made (USD), the value of your investment may increase or decrease subject to movements in exchange rates.

- The Fund has been designed for investors who are looking for long term capital growth through exposure to alternative investment strategies. As the Fund may therefore employ complex strategies (including the use of derivatives), it is intended only for knowledgeable and experienced investors who are able to understand and evaluate both the investment strategy and its inherent risks (such understanding and evaluation may be gained through advice from a professional advisor).
- The value of an investment in the Fund may go down as well as up and can result in losses, up to and including a total loss of the amount initially invested.

Monthly Fund Performance (I1C-U Share Class) ⁽⁵⁾

Year	Jan	Feb	Mar	Apr	May	Jun	Jul	Aug	Sep	Oct	Nov	Dec	YTD
2020	1.17%	-4.48%	-5.78%	3.19%	0.29%	0.87%							-4.95%
2019	4.41%	1.19%	7.99%	2.30%	-0.52%	6.60%	4.22%	4.38%	-0.23%	-1.73%	2.13%	-1.08%	33.37%
2018							-2.19%*	3.17%	2.21%	-6.19%	2.56%	1.34%	-3.79%*

*Performance has been calculated since the share class launch

⁽¹⁾ Source: Alma Capital. The Fund's performance above is shown net of all fund fees. Past performance is not a reliable indicator of future returns. ⁽²⁾ The Fund does not provide exposure to Quantica Managed Futures Focus Program and no representation is made that the Fund is likely to achieve returns similar to Quantica Managed Futures Focus Program track record. ⁽³⁾ Quantica Managed Futures Focus Program statistics reflect the performance of the Quantica Focus carve-out track record (source: Quantica Capital AG as of 30 June 2020) up to and including July 2018 and Alma Platinum Quantica Managed Futures Focus class I1C-U from August 2018 to June 2020 (source: Alma Capital, as of June 2020). The Quantica Focus carve-out track record reflects live realized returns and is derived from realized QMF Program gross returns, scaled according to the defined portfolio construction rules applied to construct the Quantica Focus model portfolio; it is hence a realistic approximation of historical strategy returns. Figures are net of 1% p.a. management fee and 20% performance fee. Alma Capital takes no responsibility for content not provided by Alma Capital. The Quantica Focus carve-out track record is being shown in this material only to illustrate Quantica's long term track record and skills in managing investment strategies. There may be significant differences between the Quantica Focus carve-out track record and the Fund. The information relating to the Quantica Focus carve-out track record should not be used as a direct comparison to the Fund. Please note that no representation is being made that the Fund is likely to achieve returns in the future similar to the Quantica Focus carve-out track record shown. Past performance is not a reliable indicator of future results. ⁽⁴⁾ There may be differences between the performances of share classes denominated in different currencies; any gain or loss in the Fund during the calendar month is not hedged and is exposed to FX risks. Source: Alma Capital unless otherwise specified. Alma Capital takes no responsibility for content it has not produced. ⁽⁵⁾ Source: Alma Capital. The Fund's performance is shown net of all fund fees. Past performance is not a reliable indicator of future results.

All information as of 30 June 2020 unless otherwise specified. Please refer to the disclaimers at the end of this document.

30 June 2020

Key Facts

Issuer / Manager	Alma Platinum / Alma Capital Investment Management							
Share Classes	I1C-E	I1C-U	I1C-C	I2C-U(6)	I3C-C(7)	I4C-C	I4C-U	I4C-G
WKN	A2JMM9	A2JMNA	A2JMNB	A2JMND	A2JMNC	A2JQVQ	A2JQVS	A2JRFJ
ISIN-Code	LU1825540062	LU1825540146	LU1825540229	LU1825540575	LU1825540492	LU1857216045	LU1857216391	LU1860310082
BBG Ticker	-	DBQI1CU LX	DBMFICA LX	DBQI2CU LX	DBQI3CC LX	-	DBQI4CU LX	-
Currency	EUR	USD	CHF	USD	CHF	CHF	USD	GBP
Management Fee p.a.	1.04%	1.04%	1.04%	up to 1.04%	up to 1.04%	0.84%	0.84%	0.84%
Taxe d'Abonnement p.a.	0.01%	0.01%	0.01%	0.01%	0.01%	0.01%	0.01%	0.01%
Quantica Performance Fee(8)	20%	20%	20%	15%	15%	15%	15%	15%
Minimum Initial Subscription Amount	EUR 10,000 or equivalent			USD 50,000,000 or equivalent	EUR 5,000,000 or equivalent	USD 50,000,000 or equivalent		
Minimum Subsequent Subscription Amount	1 Share	1 Share	1 Share	1 Share	1 Share	1 Share	1 Share	1 Share
Initial Issue Price	€ 100	\$100	CHF 100	\$100	CHF 100	CHF 10,000	\$10,000	£10,000
Launch Date	TBD	03.07.2018	27.11.2019	12.07.2018	20.07.2018	TBD	07.09.2018	TBD
Subscription settlement	T+4							
Redemption settlement	T+3 for USD share classes, T+4 for non-USD share classes							
Subscription Cut-Off / Liquidity	3:00 p.m. CET (T-1)							
Transaction Day (T)	Daily							
NAV Publication	Daily, published on a T+2 basis							
Maturity	No Maturity							

Registered Countries (where at least one share class of the fund is registered)

France, Germany, Ireland, Italy, Luxembourg, Spain, Switzerland, UK.

Quantica Capital AG⁽⁹⁾

- Quantica Capital was founded in 2003 and is an independent asset management firm specialising in systematic investment management
- Quantica Capital has a team of highly qualified investment professionals with strong academic records in quantitative fields
- Quantica currently manages approximately \$636 million in AUM.(10)
- Quantica focuses on research driven data analysis, portfolio construction and risk management

Absolute Value at Risk (% NAV)⁽¹¹⁾

Absolute VaR (99%/20 day) in respect of the Fund: **8.96%**

Asset Class Exposure (%NAV)

Asset Class	Long Exposure	Short Exposure
Commodity Future	-	-
Interest Rate Future	1,901.12	-
Bond Future	220.62	-
FX Futures	2.55	-28.39
Equity Index Future	51.92	-
Total	2,176.20	-28.39

Fund NAV per Share

Share Class	Currency	NAV
Quantica MF Focus I1C-C	CHF	91.67
Quantica MF Focus I1C-U	USD	121.97
Quantica MF Focus I2C-U	USD	124.79
Quantica MF Focus I3C-C	CHF	119.05
Quantica MF Focus I4C-U	USD	12,537.40
Quantica MF Focus I4C-C	CHF	9,496.07

Asset Class Exposure (USD)

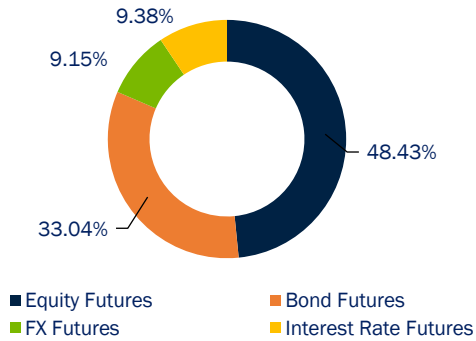
Asset Class	Long Exposure	Short Exposure
Commodity Future	-	-
Interest Rate Future	2,459,174,722	-
Bond Future	285,380,284	-
FX Futures	3,298,438	-36,720,139
Equity Index Future	67,157,569	-
Total	2,815,011,013	-36,720,139

(6) The Board of Directors intends to close the I2C-U Share Class to new subscriptions at the end of the Offering Period. The Board of Directors reserves the right to close and/or reopen any Share Class for further subscriptions at any time at its sole discretion. (7) The Board of Directors intends to close the I3C-C Share Class to new subscriptions following its launch. The Board of Directors reserves the right to close and/or reopen any Share Class for further subscriptions at any time at its sole discretion. (8) The Quantica Performance Fee is deducted from the NAVs cumulative outperformance subject to a high watermark. (9) Information provided by Quantica Capital AG; (10) As of 30 June 2020; (11) Source: Alma Capital. VaR is generated through Arkus Risk Services. The figure represents the current maximum loss anticipated with a 99% confidence level over a 20 day period. Please refer to the Disclaimer on the last page of this document.

All information as of 30 June 2020 unless otherwise specified.

Please refer to the disclaimers at the end of this document.

Percentage of Total Margin (%) ⁽¹²⁾



Fund Performance Summary ⁽¹³⁾

	Return (%)			Annualised Return (%)			Risk Profile	
	YTD	1M	6M	1Y	3Y	Since Launch	Annualised Vol since Launch (%)	Sharpe Ratio
Quantica MF Focus I2C-U	-4.78	0.91	-4.78	3.28	-	11.90	12.81	0.79
Quantica MF Focus I3C-C	-5.90	0.81	-5.90	0.62	-	9.36	12.86	0.78
Quantica MF Focus I4C-U	-5.14	0.89	-5.14	2.78	-	13.28	13.08	0.88
Quantica MF Focus I4C-C	-6.44	0.79	-6.44	-	-	-7.08	15.54	<0
Quantica MF Focus I1C-C	-5.98	0.78	-5.98	-	-	-13.67	16.74	<0
Quantica MF Focus I1C-U	-4.95	0.87	-4.95	2.42	-	10.47	12.40	0.70

Commentary - Quantica Capital AG - June 2020 ⁽¹⁴⁾

The recovery in risky assets kept its pace through June 2020 as market volatility further decreased. The Quantica Managed Futures Program (I1C-U) returned 0.87% for the month, bringing the annual net performance to -4.95%.

The QMF Program has kept a long equity exposure of around 40% throughout the drawdown, gradually increasing it by 10% throughout June. Equities consequently formed the most important performance driver for the month, contributing 1.4%, led by long positions in Asian equities and the Nasdaq.

With the exception of Japanese Government bonds, all fixed income instruments contributed positively, if only in small amounts, to this month's performance.

The worst performers were the QMF Program's short positions in the Canadian and Australian dollars, whose short exposures were decreased significantly during the period. Contribution from FX was -0.9%.

The portfolio remained well-diversified throughout June and has kept increasing overall net exposure during the month, paring FX shorts.

⁽¹²⁾ Source: Alma Capital. The pie chart represents the allocation of margin capital an investor would face if they were to physically replicate the positions. ⁽¹³⁾ Source: Alma Capital. The Fund's performance is shown net of all fund fees. Past performance is not a reliable indicator of future results. ⁽¹⁴⁾ Represents the views of Quantica Capital AG. Alma Capital do not take any responsibility for these views and does not necessarily endorse or support such views.

Source: Alma Capital unless otherwise specified. Alma Capital takes no responsibility for content it has not produced.

All information as of 30 June 2020 unless otherwise specified.

Please refer to the disclaimers at the end of this document.

30 June 2020

Contact Details

Paris: +331 56 88 36 46

Luxembourg: +352 28 84 54 10

London: +44 207 0099 244

E-Mail: info.investors@almacapital.com

Website: www.almacapital.com

Additional Disclaimer

The Fund does not provide exposure to the Quantica Managed Futures Focus Program. The Quantica Managed Futures Focus Program's track record is being shown in this material to illustrate Quantica's long term track record and skills in managing investment strategies for indicative purposes only. There may be significant differences in performance between the Quantica Managed Futures Focus Program and the Fund. The information relating to the Quantica Managed Futures Focus Program's track record should not be used as a direct comparison to the Fund. Please note that no representation is being made that the Fund is likely to achieve returns in the future similar to the Quantica Managed Futures Focus Program's track record shown. Past performance is not a reliable indicator of future results. Investors should read the Fund's Prospectus for a full list of risks. This document has been produced by Alma Capital in order to promote the Fund. Quantica Capital AG acts as Portfolio Manager. Except as otherwise stated, Quantica Capital AG does not take any responsibility for the accuracy of the contents of this document, any representations made herein or the performance of the Fund. Quantica Capital AG disclaims any liability for any direct, indirect, consequential or other losses or damages including loss of profits incurred by you or by any third party that may arise from any reliance on this document or for the reliability, accuracy or completeness thereof.

Return information and comparative analysis is also provided for various other indices. Index returns are shown for general comparison purposes only and do not suggest any similarity between the investment strategy or component underlying assets of the Benchmark Fund, the Alma Platinum Fund, and the indices shown. Alma Capital makes no warranty and does not in any way imply or suggest that the returns of the comparison indices will be or should be similar to those of the Alma Platinum Fund and Benchmark Fund.

General (EEA)

This marketing communication is intended for professional clients and Swiss qualified investors only.

Alma Platinum is registered with the Luxembourg Trade and Companies' Register under number B-85.828. Alma Capital Investment Management S.A. acts as the management company. Registered office of Alma Platinum IV: 11-13 Boulevard de la Foire, L-1528, Luxembourg, Grand Duchy of Luxembourg. Alma Platinum is registered in the Grand Duchy of Luxembourg as an undertaking for collective investment pursuant to Part I of the law of 17 December 2010 relating to undertakings for collective investment. Alma Platinum qualifies as an undertaking for collective investment in transferable Securities under article 1(2) of the Directive 2009/65/EC of the European Parliament and of the Council of 13 July 2009 on the coordination of laws, regulations and administrative provisions relating to undertakings for collective investment in transferable securities, as may be amended.

Alma Capital is the brand name under which Alma Capital Group operates its business activities. Clients will be provided Alma Capital products or services by one or more legal entities that will be identified to clients pursuant to the contracts, agreements, offering materials or other documentation relevant to such products or services. The brand Alma Capital stands for the asset management activities conducted by Alma Capital Group. Clients will be provided with Alma Capital' products or services by one or more of its subsidiaries that will be made transparent to clients in the contracts, agreements, offering materials or other documentation relevant in relation to Alma Capital' products and services.

This document has been prepared without consideration of the investment needs, objectives or financial circumstances of any investor. Before making an investment decision, investors need to consider, with or without the assistance of an investment adviser, whether the investments and strategies described or provided by Alma Capital, are appropriate, in light of their particular investment needs, objectives and financial circumstances. Any report or analysis within this document is shown for information, discussion or illustrative purposes and does not constitute an offer, recommendation or solicitation to conclude a transaction and should not be treated as giving investment advice.

The information contained in this document is provided for information purposes only. Any investment decision in relation to a fund should be based solely on the latest version of the prospectus, the audited annual and, if more recent, un-audited semi-annual reports and the Key Investor Information Document (KIID), all of which are available in English upon request to Alma Capital Investment Management S.A., 5 rue Aldringen, L-1118, Luxembourg or on www.almacapital.com. In the case of any inconsistency with the prospectus, the latest version of the prospectus shall prevail. The information contained in this document does not constitute investment advice. Alma Capital Investment Management S.A. does not give tax or legal advice. Investors should seek advice from their own tax experts and lawyers, in considering investments and strategies suggested by Alma Capital Investment Management S.A.

PAST PERFORMANCE IS NO GUARANTEE OF FUTURE RESULTS.

© Alma Capital Investment Management S.A. 2020. All rights reserved. No further distribution is allowed without prior written consent of the Issuer.

Additional information for investors in the United Kingdom and Ireland:

Issued and approved by Alma Capital London, 12 St James's Square, London SW1Y 4LB, authorised and regulated by the Financial Conduct Authority ("FCA").

This document is a "non-retail communication" within the meaning of the FCA's Rules and is directed only at persons satisfying the FCA's client categorisation criteria for an eligible counterparty or a professional client. This document is not intended for and should not be relied upon by a retail client. This document may not be reproduced or circulated without written consent of the issuer.

Additional information for investors in Switzerland:

This marketing communication is intended for qualified investors in Switzerland only.

This Fund has been registered as a foreign collective investment schemes for distribution to non-qualified investors in Switzerland by the Swiss Financial Market Supervisory Authority (FINMA) pursuant to the Swiss Federal Act on Collective Investment Schemes of June 23, 2006 ("CISA"), as amended. The Representative for the Fund is DWS Switzerland Ltd, Hardstrasse 201, CH-8005 Zurich. The Paying Agent is Deutsche Bank (Suisse) SA, Place des Bergues 3, CH-1201 Geneva. The current sales prospectus, the Articles of Association, KIID (Key Investor Information Document) as well as the annual and semi-annual reports may upon request be obtained upon free of charge from the representative as well as from www.almacapital.com. In respect of the units distributed in and from Switzerland, the place of performance and jurisdiction is at the registered office of the representative.

Additional information for investors in Spain:

This marketing communication is intended for professional clients only.

Complete information on the Funds including risks can be found in the relevant key investor information documents and prospectuses in their prevailing version. These and the relevant key investor information documents constitute the only binding sales documents for the Funds. Investors can obtain these documents along with copies of the articles of association and the latest published annual and semi-annual reports from www.almacapital.com

All statements of opinion reflect the current assessment are subject to change without notice.

30 June 2020

Additional information for investors in Italy: none

Important information for investors in Hong Kong:

The fund is not authorized by the Securities and Futures Commission in Hong Kong, and is not available for subscriptions by investors in Hong Kong, other than to professional investors as stipulated in the Securities and Futures Ordinance. This document has not been reviewed by the Securities and Futures Commission in Hong Kong.

Investment involves risk, including possible loss of principal amount invested. Past performance information presented is not indication of future results. The investment returns are denominated in share class dealing currency, which may be a foreign currency. The US/HK dollar-based investors are therefore exposed to fluctuations in the US/HK dollar / foreign currency exchange rates. Investors should read the offering documents for further details, including the risk factors before investing.

This document is for information purposes only and is not the basis for any contract to deal in any security or instrument, or for Alma Capital Group to enter into or arrange any type of transaction as a consequence of any information contained here. This document does not constitute an offer, recommendation or solicitation to conclude a transaction and should not be treated as giving investment advice. You are advised to consult your financial adviser before making any investment decision.

Although the information provided by third party was compiled from sources believed to be reliable, no liability for any error or omissions is acceptable by Alma Capital, its approved distributors, or its affiliates or any of its directors or employee. The information and opinions contained herein are for general reference only and may change without notice, and should not be relied upon for any investment decision. All third party data (such as MSCI, S&P, Dow Jones, FTSE, Bank of America Merrill Lynch, Factset & Bloomberg) are copyrighted by and proprietary to the provider.

This document may include forward looking statements. The forward looking statements expressed constitute the author's judgment as of the date of this material. Forward looking statements involves significant elements of subjective judgments and analyses and changes thereto and / or consideration of different or additional factors could have a material impact on the results indicated. No representation or warranty is made by Alma Capital as to the reasonableness or completeness of such forward looking statement or to any other financial information contained herein.

This document is issued by Alma Capital and is the property and copyright of Alma Capital. This document may not be reproduced or circulated without Alma Capital's written consent. The manner of circulation and distribution of this document may be restricted by law or regulation in certain countries, including the United States. All rights reserved.

© 2020 Alma Capital Investment Management S.A.