

Alma Platinum IV Systematic Alpha

Data as of
28 March 2024

Fund AUM
\$117,730,871

Fund Launch
30 June 2010



Investment Strategy

- The Investment Strategy is a systematic strategy based on the Winton Diversified Macro Strategy as adapted to comply with UCITS. The underlying investment philosophy is grounded in the belief that the scientific method can be profitably applied to the field of investing.
- The Investment Strategy is a computer-based trading system owned and operated by Winton which is designed to speculatively trade global exchange-traded futures, forwards and options markets on commodities (e.g. energies, base and precious metals and crops), equity indices, bonds, short-term interest rates and currencies.
- The Fund invests directly in (1) financial futures (including bonds, FX, equity, interest rates), FX forwards and other OTC derivatives (the "Direct Investments"), (2) transferable securities providing exposure to a basket of commodity futures (the "Commodity Basket"), and (3) sovereign bonds, cash or other cash equivalent securities for cash management purposes.
- Winton has been appointed as Portfolio Manager of the Fund and is responsible for managing the Direct Investments. Winton is also responsible for determining the composition of the Commodity Basket that is referenced by the transferable securities purchased by the Fund. State Street Global Advisors, as the Investment Manager of the Fund, is responsible for the allocation of cash to support the margin and settlement obligations in relation to the Direct Investments as well as the buying and selling of the transferable securities and for managing the surplus cash.

Investment Manager - Winton CM ⁽¹⁾

- FCA-authorized London-based independent investment firm founded in 1997, with \$11bn in AUM.
- Organised around David Harding, founder of the firm. The research team comprises 59 researchers.
- Specialised in systematic trading through proprietary systems based on scientific research and statistical analysis.
- Signatory to the United Nations Principles for Responsible Investment and to the Standards Board For Alternative Investments.

Performance History (31 July 2010 - 28 March 2024) ⁽²⁾



Fund Awards

- LSEG Lipper**
Awarded "Best Fund over 3 Years" in the Alternative Managed Futures category (2024)
- MondoAlternatives**
Awarded Best 3 Year Liquid Alternative Managed Futures Fund (2024)

Fund Performance Summary (I1C-U Share Class) ⁽²⁾

| | Return | | | | Annualised Return | | |
|-------------------------|--------|-------|-------|--------|-------------------|--------|-------|
| | 1M | 6M | YTD | ITD | 1Y | 3Y | ITD |
| Systematic Alpha | 2.97% | 8.51% | 9.95% | 83.03% | 21.69% | 14.06% | 4.49% |

Volatility since launch: 11.39%
Absolute VaR (99%/20 day) ⁽³⁾: 6.22%
Please refer to our website to find performances for other shares classes.

Alma Capital Commitments



Monthly Fund Performance (I1C-U Share Class) ⁽²⁾

| Year | Jan | Feb | Mar | Apr | May | Jun | Jul | Aug | Sep | Oct | Nov | Dec | YTD |
|-------------|--------|--------|--------|--------|--------|--------|---------|--------|--------|--------|--------|--------|---------|
| 2024 | 2.47% | 4.21% | 2.97% | | | | | | | | | | 9.95% |
| 2023 | -0.26% | 2.69% | -2.87% | 3.41% | 1.97% | 2.77% | -0.31% | 1.32% | 2.45% | 0.50% | -0.70% | -1.11% | 10.09% |
| 2022 | 2.25% | 2.98% | 7.62% | 3.55% | -0.50% | 0.58% | -1.90% | 2.57% | 2.66% | 0.37% | -2.96% | 0.45% | 18.69% |
| 2021 | -0.01% | 3.21% | 0.62% | 2.25% | 2.45% | -1.45% | 0.93% | 0.55% | 1.01% | 1.06% | -4.80% | 1.36% | 7.16% |
| 2020 | -0.53% | -3.35% | -4.75% | -0.51% | -3.51% | -3.55% | -1.96% | -3.07% | 0.24% | -0.14% | -1.15% | 4.73% | -16.50% |
| 2019 | -1.69% | 1.03% | 1.76% | 1.78% | -0.52% | -0.87% | 2.73% | 4.77% | -2.55% | -2.45% | -0.58% | 0.67% | 3.90% |
| 2018 | 4.37% | -4.90% | -0.42% | 1.57% | -0.36% | 1.11% | -0.23% | 1.22% | 0.09% | -2.02% | 1.67% | -2.06% | -0.25% |
| 2017 | -1.15% | 2.54% | -0.04% | -0.67% | 0.52% | -2.02% | -0.05% | 3.02% | -1.97% | 4.53% | 0.13% | 2.85% | 7.72% |
| 2016 | 1.94% | 1.94% | -4.11% | -2.06% | -1.72% | 3.61% | 1.05% | -1.57% | -0.54% | -2.47% | -0.76% | 1.28% | -3.62% |
| 2015 | 2.06% | 0.24% | 2.13% | -4.28% | 0.44% | -3.53% | 4.52% | -3.48% | 3.17% | -2.32% | 3.43% | -1.92% | -0.06% |
| 2014 | -2.37% | 2.27% | -0.40% | 1.59% | 1.87% | 0.32% | -2.39% | 3.94% | -0.73% | 3.31% | 5.62% | 0.84% | 14.41% |
| 2013 | 2.18% | -0.45% | 1.94% | 2.83% | -1.98% | -2.32% | -1.35% | -2.96% | 3.13% | 2.80% | 2.46% | 0.44% | 6.63% |
| 2012 | 0.66% | -0.76% | -0.82% | -0.03% | -0.04% | -3.50% | 4.34% | -1.30% | -2.33% | -2.62% | 1.16% | 1.45% | -3.96% |
| 2011 | -0.03% | 1.47% | 0.06% | 2.80% | -2.21% | -2.64% | 4.51% | 1.43% | -0.11% | -2.49% | 0.74% | 1.47% | 4.85% |
| 2010 | | | | | | | -1.57%* | 4.62% | 0.82% | 2.40% | -2.59% | 4.06% | 7.76%* |

*Performance has been calculated since the share class launch

Contact Details

+33 1 56 88 36 61 (FR)
info.investors@almacapital.com
www.almacapital.com

(1) Information provided by Winton Capital Management Ltd. Alma Capital Investment Management and its affiliates take no responsibility for the content. (2) Source: Alma Capital Investment Management. The Fund's performance above is shown net of all fund fees. Past performance is not a reliable indicator of future returns. (3) Source: Alma Capital Investment Management. VaR is generated through Arkus Risk Services. The figure represents the current maximum loss anticipated with a 99% confidence level over a 20 day period. Please refer to the Disclaimer on the last page of this document. All information as of 28 March 2024 unless otherwise specified. Please refer to the disclaimers at the end of this document.

Alma Platinum IV Systematic Alpha

Data as of
28 March 2024

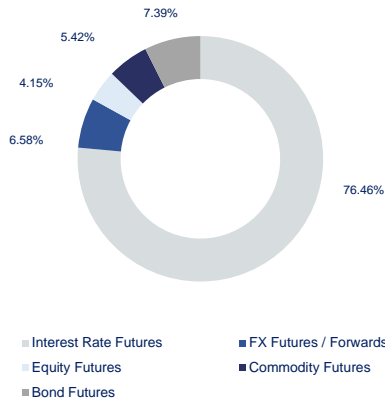
Fund AUM
\$117,730,871

Fund Launch
30 June 2010

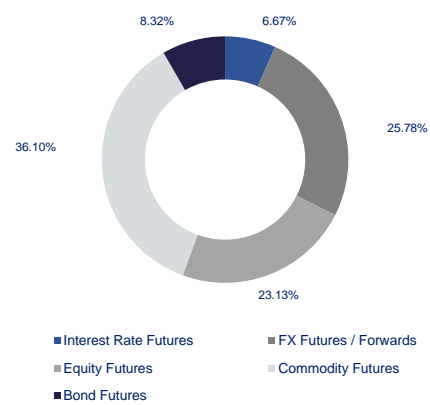


Fund Exposure

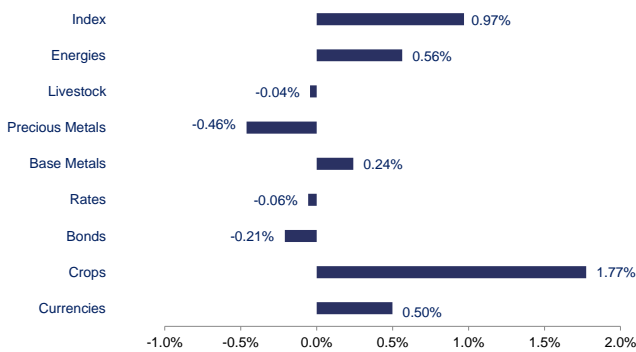
Gross Notional on a look-through basis (%) ⁽⁴⁾



Total Margin on a look-through basis (%) ⁽⁵⁾



Monthly Contribution to Fund Performance by Sector (%) ⁽⁶⁾



Asset Class Exposure

| Asset Class | Long exposure | | Short exposure | |
|----------------------------------|---------------|------------------|----------------|---------------------|
| | % NAV | K USD | % NAV | K USD |
| Interest Rate Futures | 0.0 | 0.0 | -750.4 | -883,436.9 |
| Bond Futures | 9.1 | 10,727.6 | -63.5 | -74,707.7 |
| Equity Index Futures | 32.1 | 37,746.5 | -8.7 | -10,246.5 |
| Commodity Futures ⁽⁷⁾ | 31.0 | 36,555.1 | -22.1 | -26,033.2 |
| FX Futures/Forward | 25.5 | 30,024.9 | -39.1 | -45,981.0 |
| Total | 97.7 | 115,054.1 | -883.7 | -1,040,405.2 |

Key Facts (1/2)

| Issuer / Manager | Alma Platinum IV/ Alma Capital Investment Management | | | |
|---|---|--------------|------------------|--------------|
| Fund Type | Luxembourg UCITS SICAV | | | |
| Share Classes | I1C-C | I1C-E | I1C-G | I1C-U |
| ISIN-Code | LU0627756538 | LU0462954396 | LU0462954552 | LU0462954479 |
| BBG Ticker | DBS11CC LX | DBS11CE LX | DBS11CG LX | DBS11CU LX |
| Currency | CHF | EUR | GBP | USD |
| Management Fee p.a. | 0.85% | 0.85% | 0.85% | 0.85% |
| Tax d'abonnement p.a. | 0.01% | 0.01% | 0.01% | 0.01% |
| Winton Performance Fee ⁽⁸⁾ | 18.00% | 18.00% | 18.00% | 18.00% |
| Initial Issue Price | CHF 100 | € 100 | £ 100 | \$100 |
| Launch Date | 08 June 2011 | 30 June 2010 | 10 November 2010 | 30 June 2010 |
| Subscription and Redemption Cut-Off | 3:00 p.m. CET (T-1) | | | |
| Transaction Day (T) | Daily | | | |
| NAV Publication | Daily, published on a T+2 basis | | | |
| Settlement | T+3 | | | |
| Depository, Administrator, Transfer Agent | CACEIS Investor Services Bank S.A. | | | |
| Registered Countries ⁽⁹⁾ | Austria, Belgium, Denmark, France, Germany, Ireland, Italy, Luxembourg, Netherlands, Norway, Spain, Sweden, Switzerland, United Kingdom | | | |
| SRI | 3 | | | |

(4) Source: Alma Capital Investment Management. Notional for Short Term Interest Rate Futures is based on the duration adjusted notional. The composition of the Gross Notional can change anytime without notice. (5) Source: Alma Capital Investment Management. The pie chart represents the allocation of margin capital an investor would face if they were to physically replicate the positions. (4&5) The pie charts represent the notional and margin allocations to commodity futures required by the fund to achieve an equivalent exposure to commodities via direct investment into commodity futures. (6) Sector returns based on gross exposure to the sector (i.e. long and short exposures). Source: Winton Capital Management Limited. (7) The Fund's exposure to commodities is gained indirectly through investments in commodity linked transferable securities. (8) The Winton Performance Fee is deducted from the NAVs cumulative outperformance subject to a high watermark. (9) Registered countries where at least one share class of the fund is registered.

All information as of 28 March 2024 unless otherwise specified.
Please refer to the disclaimers at the end of this document.

Alma Platinum IV Systematic Alpha

Data as of
28 March 2024

Fund AUM
\$117,730,871

Fund Launch
30 June 2010



Key Facts (2/2)

| Issuer / Manager | Alma Platinum IV / Alma Capital Investment Management | | | |
|---|---|--------------|-------------------|--------------|
| Fund Type | Luxembourg UCITS SICAV | | | |
| Share Classes | I1C-N | I1C-S | I1D-G | I1D-U |
| ISIN-Code | LU0929856952 | LU0562752823 | LU1106524371 | LU1106524454 |
| BBG Ticker | ALISAIN LX | DBPI1CS LX | DBS11DG LX | DBS11DU LX |
| Currency | NOK | SGD | GBP | USD |
| Management Fee p.a. | 0.85% | 0.85% | 0.85% | 0.85% |
| Tax d'abonnement p.a. | 0.01% | 0.01% | 0.01% | 0.01% |
| Winton Performance Fee ⁽⁸⁾ | 18.00% | 18.00% | 18.00% | 18.00% |
| Initial Issue Price | NOK 100 | SGD 100 | £ 100 | \$100 |
| Launch Date | - | - | 24 September 2014 | - |
| Subscription and Redemption Cut-Off | 3:00 p.m. CET (T-1) | | | |
| Transaction Day (T) | Daily | | | |
| NAV Publication | Daily, published on a T+2 basis | | | |
| Settlement | T+3 | | | |
| Depository, Administrator, Transfer Agent | CACEIS Investor Services Bank S.A. | | | |
| Registered Countries ⁽⁹⁾ | Austria, Belgium, Denmark, France, Germany, Ireland, Italy, Luxembourg, Netherlands, Norway, Spain, Sweden, Switzerland, United Kingdom | | | |
| SRI | 3 | | | |

Commentary - Winton CM - March 2024⁽¹⁰⁾

The positive performance in March was split between the strategy's core trend-following component and diversifying non-trend signals.

Trend following made money from US, Japanese and European equity indices trending to new highs, rallying cocoa prices, and weakness in the Japanese yen and natural gas. Cocoa continued to represent a top contributor to performance despite positioning having reduced considerably since the start of the year. Non-trend signals added to profits in agricultural commodities, currencies and energies, while providing valuable diversification for trend following in base metals.

Precious metals and fixed income were the only detractors of note during the month. Trend following made money from gold rallying to all-time highs, but was lossmaking elsewhere in the sector, while short positions in Europe led the losses in fixed income.

Disclaimer

MARKETING COMMUNICATION

Alma Platinum IV is a Luxembourg undertaking for collective investment pursuant to Part I of the law of 17 December 2010 relating to undertakings for collective investment. It is registered with the Luxembourg Trade and Companies' Register under number B85828 and has its registered address at 11-13 Boulevard de la Foire, L-1528, Luxembourg, Grand Duchy of Luxembourg.

Alma Capital Investment Management S.A. acts as the management company. It is governed by chapter 15 of the law of 17 December 2010 and supervised by the Commission de Surveillance du Secteur Financier (CSSF) in Luxembourg under number S00000930. It is incorporated under the form of a société anonyme and has its registered address at 22-24, Boulevard Royal, L-2449 Luxembourg, Grand Duchy of Luxembourg. It is registered with the Luxembourg Trade and Companies' Register under number B171608 and its website is: www.almacapital.com

Winton Capital Management Ltd acts as the delegated Investment Manager. Except as otherwise stated, Winton Capital Management Ltd does not take any responsibility for the accuracy of the contents of this document, any representations made herein or the performance of the Fund. Winton Capital Management Ltd disclaims any liability for any direct, indirect, consequential or other losses or damages including loss of profits incurred by you or by any third party that may arise from any reliance on this document or for the reliability, accuracy or completeness thereof.

Winton Capital Management Ltd is not responsible for, nor involved in, the marketing, distribution or sales of shares or interests in the Fund and is not responsible for compliance with any marketing or promotion laws, rules or regulations; and no third party is authorised to make any statement about any of Winton Capital Management Ltd's products or services in connection with any such marketing, distribution or sales.

This material is issued and has been prepared by the management company. It contains opinions and statistical data that are considered lawful and correct on the day of their publication according to the economic and financial environment at the time. This document does not constitute investment advice or form part of an offer or invitation to subscribe for or to purchase any financial instrument(s) nor shall it or any part of it form the basis of any contract or commitment whatsoever.

This document has been prepared without consideration of the investment needs, objectives or financial circumstances of any investor. Before making an investment decision, investors need to consider, with or without the assistance of an investment adviser, whether the investments and strategies described or provided by Alma Capital Investment Management, are appropriate, in light of their particular investment needs, objectives and financial circumstances. Any report or analysis within this document is shown for information, discussion or illustrative purposes and does not constitute an offer, recommendation or solicitation to conclude a transaction and should not be treated as giving investment advice.

Past performance does not predict future returns.

The performance figures disclosed in this document are based on the net asset values in US Dollar. Returns may increase or decrease as a result of currency fluctuations.

The information contained in this document is provided for information purposes only. Any investment decision in relation to a fund should be based solely on the latest version of the prospectus (which includes the specific risks that investors should consider before investing), the audited annual and, if more recent, un-audited semi-annual reports and the Key Information Document (KID), all of which are available in English upon request to Alma Capital Investment Management S.A., 22-24, Boulevard Royal, L-2449 Luxembourg, Grand Duchy of Luxembourg or on www.almacapital.com

All information referred to in the present document is available on www.almacapital.com

© Alma Capital Investment Management S.A. 2024. All rights reserved. No further distribution is allowed without prior written consent of the Issuer.

(8) The Winton Performance Fee is deducted from the NAVs cumulative outperformance subject to a high watermark. (9) Registered countries where at least one share class of the fund is registered. (10) Represents the views of Winton Capital Management Ltd. Alma Capital Investment Management does not take any responsibility for these views and does not necessarily endorse or support such views.

All information as of 28 March 2024 unless otherwise specified.

Please refer to the disclaimers at the end of this document.