

30 October 2020

InRIS Parus

Fund Assets under Management: \$112,343,173

Fund Information

The InRIS Parus Fund (the "Fund") is an open-ended UCITS compliant fund with Parus Finance acting as the Trading Advisor of the Fund. The objective of the Fund is to generate absolute returns by using a long / short equity strategy. This strategy is mostly long growth stocks and shorts companies with a structurally declining business. In order to achieve its investment objective, the Fund will use a bottom-up approach, emphasizing stock picking, based on in-house fundamental analysis together with portfolio monitoring and risk control. The Fund will primarily invest directly or indirectly in equities but will also use Financial Derivatives Instruments (FDIs). The Fund will primarily invest in North America or Europe but may also invest from time to time in other markets (including up to 20% of its Net Asset Value in emerging markets). The Fund may take synthetic long and short positions through investments in derivatives. The derivative's return is linked to movement in the underlying asset. A short sale involves the sale of a security that the seller does not own in the hope of buying the same security (or a security exchangeable for the same) at a later date at a lower price. A long position does the opposite. The Trading Advisor is free to choose how the assets of the Fund are invested within the limits of its investment policy. Investors in the Fund must recognize that, due to the inherent characteristics of the markets in which the Fund invests, directly or indirectly, the value of their investment can go down as well as up, and that they may not receive back the monies originally invested. The liquidity in markets can vary and it may not always be possible for the Fund to disinvest or invest in any particular market. For further information, please see the "Investment Objective", "Investment Policy" and "Risk factors" sections of Supplement 1 to the Prospectus.

Performance History (23.07.2013 - 30.10.2020)



Past performance is not a reliable indicator of future results.

Monthly fund Performance*

Year	Jan	Feb	Mar	Apr	May	Jun	Jul	Aug	Sep	Oct	Nov	Dec	YTD
2020	-0.21%	-0.10%	12.34%	-3.17%	-1.95%	-3.89%	0.73%	5.89%	-0.91%	3.04%	--	--	11.30%
2019	-3.02%	-1.50%	0.80%	1.62%	-1.50%	0.19%	-0.08%	2.05%	-4.00%	0.50%	2.84%	0.91%	-1.43%
2018	1.74%	0.07%	-0.74%	-1.87%	1.48%	1.98%	-3.10%	0.33%	-1.71%	-0.43%	-1.80%	1.42%	-2.73%
2017	0.96%	0.72%	1.00%	0.48%	4.20%	-1.18%	0.46%	-0.46%	-1.46%	1.56%	1.11%	-3.90%	3.35%
2016	2.67%	-4.65%	-3.51%	-5.16%	1.87%	-3.44%	-3.23%	-0.16%	0.07%	-0.58%	-4.27%	-0.73%	-19.52%
2015	0.49%	2.20%	3.53%	-3.83%	-0.15%	3.87%	5.66%	-0.35%	1.35%	-2.24%	1.44%	0.44%	12.73%
2014	1.19%	6.11%	-4.92%	-4.03%	2.39%	-0.18%	-2.20%	3.02%	-0.38%	0.20%	2.20%	0.29%	3.23%
2013*	--	--	--	--	--	--	-0.17%	0.63%	4.61%	3.41%	-0.57%	3.79%	12.15%

* Performance has been calculated since the share class launch

** The monthly performance is based on the last dealing NAV of the month as calculated by the Administrator.

Past performance is not a reliable indicator of future results.

Cumulative Returns*

3m	6m	9m	12m	24m	36m	ITD
8.11%	2.63%	11.53%	15.49%	9.27%	3.70%	15.84%

Past performance is not a reliable indicator of future results.

Performance Analysis*

Average Monthly Return	0.26%
Median Monthly Return	0.19%
Annualized Return	2.04%
Annualized Mean	3.15%
Best Month	12.34%
Worst Month	(5.16%)
% of Positive Months	53.41%
% of Negative Months	46.59%
Mean Positive Months	2.17%
Mean Negative Months	(2.01%)

Source: Innocap Global Investment Management (Ireland) Ltd. Past performance is not a reliable indicator of future results.

Risk Analysis*

Annualized Std.Deviation	9.95%
Max Drawdown	25.52%
Time to recovery (M)	--
Excess Kurtosis	3.09
Skewness	0.89

Source: Innocap Global Investment Management (Ireland) Ltd.

* Based on the I EUR hedged share class, calculated since the share class launch.

Fund NAV Per Share

Share Class	Currency	NAV
InRIS Parus C EUR H	EUR	107.58
InRIS Parus C USD	USD	124.15
InRIS Parus I CHF-H	CHF	85.69
InRIS Parus I EUR-H	EUR	115.84
InRIS Parus I EUR	EUR	139.43
InRIS Parus I GBP H	GBP	90.97
InRIS Parus I USD	USD	95.57
InRIS Parus X EUR-H	EUR	116.05

Risk / Return Analysis*

Sharpe Ratio	0.21
Sortino Ratio	0.23
Annualized Alpha	2.16%

Source: Innocap Global Investment Management (Ireland) Ltd; Benchmark:EURIBOR 1 Week

Trading Advisor Commentary

The performance of the InRIS Parus Fund I EUR Hedged Class was 3.04% in October, bringing the YTD performance to +11.3%..


The MSCI World was down -3.1% in October, with a significant correction occurring the last week of the month just before the US elections. For Parus the performance was mostly driven by the long net exposure while the Fund was able to generate some alpha. Notable positive contributors were Criteo and Alphabet while largest negative contributors were Nvidia, Amadeus and US healthcare services names. Overall Q3 earnings were a strong beat although market expectations were already quite high. Positive contribution on the short side came from auto related names Carvana and Credit Acceptance.

At the time of this letter and not reflected in October numbers, equity markets reacted very positively to a split US Congress resulting from tight US elections and more than reversed the correction of October.

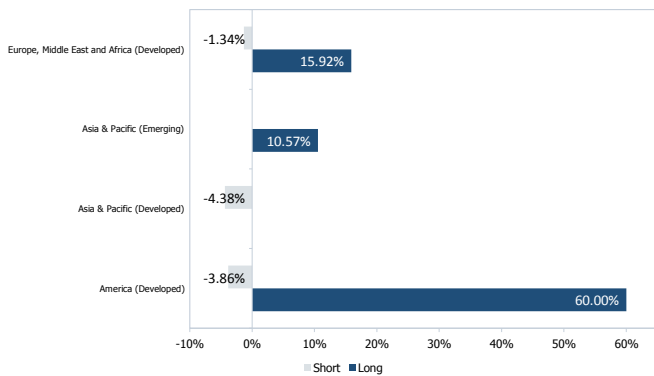
At the end of October, the net exposure of the Fund was 79.6% of the NAV, with a long exposure of 89.3% and a short exposure of 9.7%. The gross exposure was 99.0% of the NAV. In the long book, Retail (16.9%) was the largest sector, followed by Finance (15.5%) and Media (15.3%). The long portfolio held 36 positions. In the short book, Finance (3.7%) was the largest sector, followed by Mining (2.8%) and Retail (1.6%). The short portfolio held 17 positions.

Holdings and Exposures are based on the Fund currency as of 30 October 2020.

Top 5 Holdings (as % of the Fund's AUM)

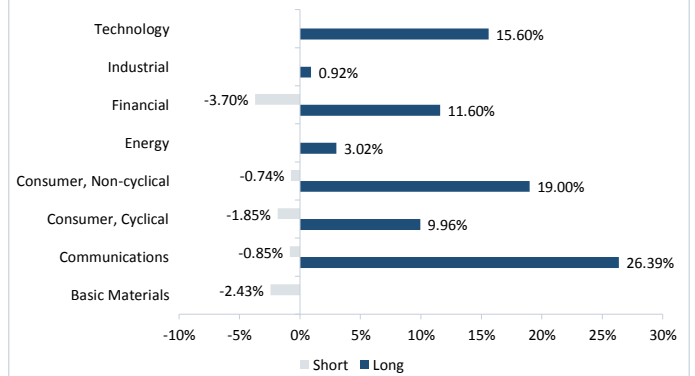


Exposure by Regions (as % of the Fund's AUM)



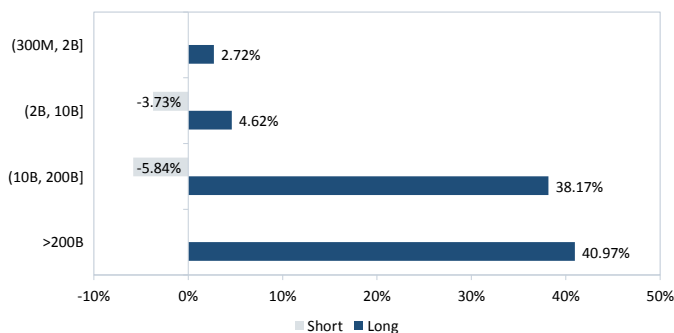
Source: Innocap Global Investment Management (Ireland) Ltd.

Exposure by Sector (as % of fund's AUM)



Source: Innocap Global Investment Management (Ireland) Ltd.

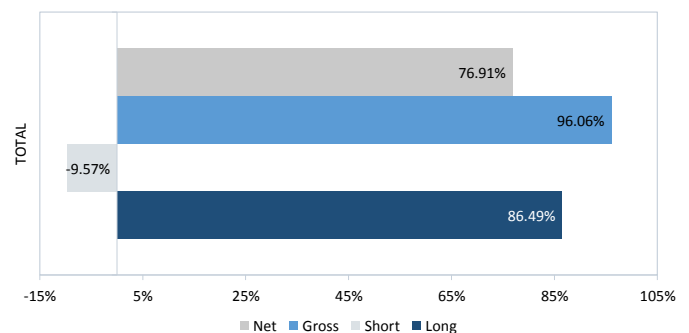
Exposure by Market Cap (as % of the Fund's AUM)



All above figures express the Fund's exposure to equity securities (including swaps & CFDs).

Source: Innocap Global Investment Management (Ireland) Ltd.

Gross and Net Exposure (as % of the Fund's AUM)



All above figures express the Fund's exposure to equity securities (including swaps & CFDs).

Source: Innocap Global Investment Management (Ireland) Ltd.

30 October 2020

Fund Performance Summary

	Return (%)			Annualised Return (%)			Risk Profile	
	YTD	1M	6M	1Y	3Y	Since Launch	Annualised Vol since Launch (%)	Sharpe Ratio
InRIS Parus C EUR-H	10.74	2.99	2.29	14.79	0.78	1.01	10.22	0.13
InRIS Parus C USD	11.66	2.89	2.56	16.28	3.04	3.03	10.63	0.23
InRIS Parus I CHF-H	10.77	2.99	2.45	14.71	0.64	-0.13	10.08	<0
InRIS Parus I EUR-H	11.30	3.04	2.63	15.49	1.22	2.04	9.95	0.21
InRIS Parus I EUR	6.40	2.17	-5.44	10.06	3.12	4.68	10.88	0.40
InRIS Parus I GBP-H	11.26	2.43	2.18	15.66	2.13	-1.91	10.68	<0
InRIS Parus I USD	10.47	2.45	2.45	15.17	3.13	-0.89	10.23	<0
InRIS Parus X EUR-H	11.42	3.05	2.71	15.66	-	10.28	13.01	1.03

Past performance is not a reliable indicator of future results.

Fund Key Facts

Fund type and domicile	Open ended Ireland UCITS SICAV
Distributor & Consultant	Alma Capital Investment Management
Management Company	Innocap Global Investment Management (Ireland) Ltd
Trading Advisor	Parus Finance UK Limited
Fund Administrator/Custodian	State Street Fund Services Ireland Limited
Transfer Agent	CACEIS Ireland Limited
Subscription/Redemption Cut-Off	11:00 a.m. Irish Standard Time (T-2 for Subscription / T-5 for redemption)
Transaction Day (T)	Weekly, each Wednesday

Share Classes Key Facts

Share Classes	C EUR H	C USD	I CHF H	I EUR H	I EUR	I GBP H	I USD	X EUR H
BBG Ticker	RPARCE1 ID	RPARCU1 ID	RPARIC1 ID	RPARIE1 ID	RPARIE2 ID	RPARIG1 ID	RPARIU1 ID	RPARXEH ID
ISIN	IE00BCBHZ861	IE00BCBHZD17	IE00BCBHZH54	IE00BCBHZ754	IE00BCBHZ978	IE00BCBHZF31	IE00BCBHZC00	IE00BKBDV58
Currency	EUR	USD	CHF	EUR	EUR	GBP	USD	EUR
Management Fee p.a.	2.30%	2.30%	1.65%	1.65%	1.65%	1.65%	1.65%	1.50%
Performance Fee	20.00%	20.00%	20.00%	20.00%	20.00%	20.00%	20.00%	20.00%
Initial Issue Price	EUR 100	USD 100	CHF 100	EUR 100	EUR 100	GBP 100	USD 100	EUR 100
Launch Date	17.09.2013	31.07.2013	29.09.2015	23.07.2013	23.07.2013	08.12.2015	29.09.2015	09.07.2019

30 October 2020

Contact Details

Paris: +331 56 88 36 46

Luxembourg: +352 28 84 54 10

London: +44 207 0099 244

E-Mail: info.investors@almacapital.com

Website: www.almacapital.com

Disclaimer

This document is not contractual and has been prepared by Alma Capital for information purposes only. It does not constitute an offer to sell or an investment recommendation. Potential investment should be made only after consulting the prospectus and/or the KIID of the fund.

This publication may not be reproduced or redistributed, in whole or in part, in any way and under any circumstances, without the prior written approval of Alma Capital and Innocap Global Investment Management (Ireland) Ltd ("Innocap Global"). This publication is strictly confidential. InRIS UCITS PLC is an open-ended umbrella investment company with variable capital and segregated liability between Funds incorporated with limited liability in Ireland. For all information regarding your investment, please refer to the prospectus and the appropriate key investor information document(s). These documents are available in English and may be obtained on the following website: www.almacapital.com. Alma Capital and Innocap Global believes that the information contained herein is reliable, but cannot guarantee its accuracy or completeness. Information and/or data obtained from third-party sources are believed to be reliable but have not been independently verified by Innocap Global. The information and opinions contained herein are for informational purposes only and are subject to change depending on the market conditions and general conjuncture to which they relate. Innocap Global has no obligation to revise or update any statement herein for any reason. This document does not constitute and should not be construed as an offer or solicitation to enter into any transaction in a jurisdiction where such offer would be unlawful under the laws of that jurisdiction. InRIS UCITS PLC and its Funds are not available for sale in the U.S. or to U.S. persons and product information concerning InRIS UCITS PLC and its Funds should not be published in the U.S. Any financial operation contains a variety of risks and factors to consider. This document does not purport to describe all the risks associated with financial transactions. Before entering into an investment, it is recommended to carefully examine all conditions, assess the risks and determine whether it is appropriate for your financial needs and objectives in all respects. It is also recommended you consult your financial, legal and/or tax advisors before entering into an investment. Past performance may not be a reliable guide to future performance. The value of investments and any income from them can fall as well as rise. You may not get back the amount you invested. Fund performance is calculated by the administrator by using the daily net asset value ("NAV") of Funds of InRIS UCITS PLC. The NAV per share is calculated by subtracting the liabilities from the assets of the relevant Fund and then dividing the difference by the number of shares issued. These net of fees returns are calculated net of all fees including management fees, transaction costs and performance fees. Returns are calculated net of all withholding taxes on foreign dividends, legal fees, custody fees, administrative fees and operating expenses. Results reflect the reinvestment of dividends, capital gain, and other earnings when appropriate. Accruals for fixed income and equity securities are included in calculations. This document is not contractual and has been prepared for information purposes only. It does not constitute an offer to sell or an investment recommendation. Potential investment should be made only after consulting the prospectus and/or the KIID of the Fund. The benchmarks presented herein have not been selected to represent appropriate benchmarks for the purpose of comparison to the Fund's performance, but rather are disclosed to allow the comparison of the Fund's performance to that of certain well-known and widely recognized benchmarks. The benchmarks' volatility and risk profile may be materially different from the Fund's volatility and risk profile. In addition, the Fund's components differ significantly from the benchmarks' components. The indices' values are obtained from Bloomberg. Prospective investors should carefully consider these limitations when evaluating the performance in comparison to benchmark data provided herein. Annualized figures are calculated by geometrically linking the respective monthly return/value.

Information for Swiss investors

The funds distributed by Alma Capital Investment Management S.A. (hereinafter the "Funds") presented in this document are companies under Irish law; they are authorised by FINMA for distribution to non-qualified investors in or from Switzerland. This fact sheet is not an invitation to subscribe to any of the Funds described herein; it does not replace the Fund's prospectus and is provided for information purposes only. This presentation does not constitute advice or a recommendation to subscribe to any Fund. Subscriptions shall be accepted, and shares or units shall be issued, only on the basis of the current version of the respective Fund's prospectus, as approved by FINMA. Any information imparted by this document is provided for information purposes only and has no contractual value. Past performance is not an indication of future performance. Furthermore, the commission levied for the issue and redemption of shares or units in the respective Fund shall be charged in addition. Alma Capital Investment Management S.A. makes no guarantee whatsoever in respect of trends in performance and may not be held liable for any decision taken on the basis of the information contained in this document. Investing in one or more shares or units of a Fund involves risk. Alma Capital Investment Management S.A. recommends that subscribers request additional information, particularly with regard to the capacity of the Funds' characteristics to meet their needs, by calling either the Funds' representative in Switzerland, as specified above, their usual financial advisor or Alma Capital Investment Management S.A. before deciding to invest. Rothschild & Co Bank AG, (Zollikerstrasse 181- CH-8034 Zurich - Switzerland) has been authorised by FINMA to distribute the Funds to non-qualified investors in or from Switzerland; the fund has appointed Rothschild & Co Bank AG, Zollikerstrasse 181, 8034-Zurich, Switzerland to be its representative in Switzerland (the "Representative"). The paying agent in Switzerland is Rothschild & Co Bank AG, Zollikerstrasse 181, 8034-Zurich, Switzerland. The Fund's Regulations or Articles of Association, Prospectus, Key Investor Information Documents and Annual and Semi-Annual Reports for Switzerland may be obtained free of charge from the Representative in Switzerland. Investors must familiarise themselves with the prospectuses before subscribing to the shares or units of any Fund whatsoever. Announcements intended for investors in Switzerland concerning Rothschild & Co Bank AG or the Funds will be published on the electronic platform www.fundinfo.com, which is authoritative. The issue and redemption prices, or the net asset values marked "exclusive of commission", will be published every day on the electronic platform www.fundinfo.com.

Information for investors in Singapore

The Fund, which is the subject of this document, does not relate to a collective investment scheme which is authorised under section 286 of the Securities and Futures Act, Chapter 289 of Singapore (the "SFA") or recognised under Section 287 of the SFA. This document has not been registered as a prospectus with the MAS. Accordingly, this document and any other document or material in connection with the offer or sale, or invitation for subscription or purchase, of units in the Fund may not be circulated or distributed, nor may units be offered or sold, or be made the subject of an invitation for subscription or purchase, whether directly or indirectly, to persons in Singapore other than (i) to an institutional investor under section 304 of the SFA (ii) to a relevant person pursuant to section 305(1) of the SFA, or any person pursuant to Section 305(2) of the SFA, and such distribution is in accordance with the conditions specified in section 305 of the SFA; or (iii) otherwise pursuant to, and in accordance with the conditions of, any other applicable provision of the SFA. In particular, for investment funds that are not authorized or recognized by the MAS, units in such funds are not allowed to be offered to the retail public. This document and any other document or material issued in connection with the offer or sale is not a prospectus as defined in the SFA. Accordingly, statutory liability under the SFA in relation to the content of prospectuses does not apply, and investors should consider carefully whether the investment is suitable for them.