

Alma Gramercy Emerging Markets Debt

Data as of
30 April 2024

Fund AUM
\$175,958,912

Fund Launch
03 November 2022



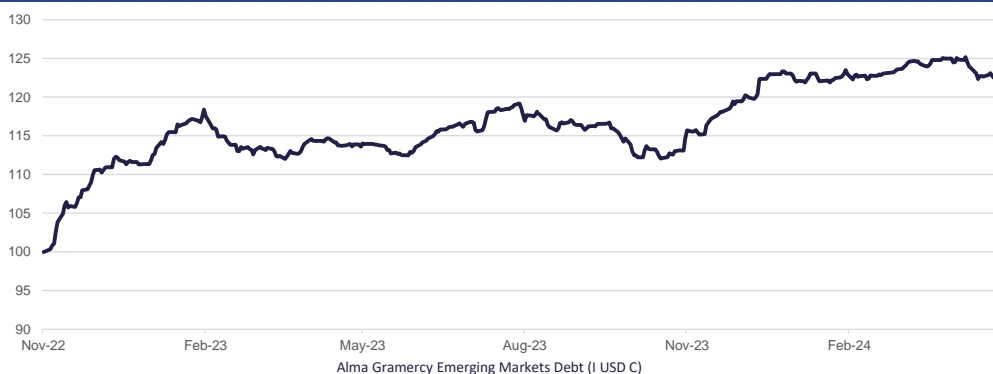
Investment Strategy

- Long-only emerging markets debt strategy of hard-currency sovereign debt, local-currency sovereign debt and hard-currency corporate debt.
- Seeks to outperform the EMD opportunity set by utilizing a combination of top-down themes and proprietary bottom-up research to build an optimal portfolio.
- Managed by Philip Meier, Head of EM Debt at Gramercy, who has more than 16 years of investment experience. Prior to Gramercy, Mr. Meier spent nearly five years at Legal & General Investment Management (LGIM) where he was a senior member of the Emerging Markets Debt Portfolio Management Team.
- Benefits from Gramercy's breadth and depth of expertise across the emerging markets debt spectrum including distressed debt, private credit and special situations. Gramercy's investment team is comprised of 30 individuals with 10 individuals focused on EMD.
- May invest in certain types of derivatives, including, but not limited to, options, futures and options on futures, swaps and forward currency exchange contracts.

Investment Manager - Gramercy ⁽¹⁾

- Dedicated emerging markets debt investment management firm founded in 1998 by Managing Partner and CIO, Robert Koenigsberger and Chaired by Mohamed El-Erian.
- Located in Greenwich, CT with \$5.9n in AUM.
- Registered Investment Adviser with the SEC, a Signatory of the Principles for Responsible Investment (PRI), a Signatory to the Net Zero Asset Managers Initiative and a Supporter of TCFD.

Performance History (03 November 2022 - 30 April 2024) ⁽²⁾




Fund Performance Summary (I USD C Share Class) ⁽²⁾

	Return				Annualised Return		
	1M	6M	YTD	ITD	1Y	3Y	ITD
Alma Gramercy Emerging Markets Debt	-1.61%	8.72%	-0.06%	22.96%	7.96%	-	14.88%

Volatility since Launch (%) 5.52%

Please refer to our website to find performances for other shares classes.

Fund ESG Recognitions



Monthly Fund Performance (I USD C Share Class) ⁽²⁾

Year	Jan	Feb	Mar	Apr	May	Jun	Jul	Aug	Sep	Oct	Nov	Dec	YTD
2024	-0.02%	0.26%	1.33%	-1.61%									-0.06%
2023	4.98%	-3.01%	0.62%	-0.04%	-0.95%	3.31%	2.27%	-2.22%	-1.61%	-1.36%	5.28%	3.33%	10.49%
2022											8.96%*	2.06%	11.21%*

*Performance has been calculated since the share class launch

Alma Capital Commitments



ESG - Gramercy Approach

- ESG considerations and factors are deeply integrated into Gramercy's proprietary bottom-up investment process. While the process begins with some high level exclusions of weapons, tobacco and pornography, we go beyond that by constructing an optimal portfolio cognizant of the various ESG factors of issuers.
- A proprietary, automated pre-screen tool allows the analysts to check for any firm or client level restrictions or limitations that might influence an investment decision in an effort to avoid unnecessary work. We rely on external data providers to score credits and we use these scores as a starting point for our own ESG research and potential score modification.
- The outputs of our ESG research influence security selection and portfolio construction as ESG scores are weighed on an absolute and relative basis.
- Practiced informally as a benefit for a socially minded client base since the inception of the firm, Gramercy created a formal ESG Policy in 2011. Gramercy became Signatories to The Principles for Responsible Investing ("PRI") in 2014 and Signatories to Net Zero Asset Manager's initiative and Supporters of TCFD in 2022.

Contact Details

+33 1 56 88 36 61 (FR)
info.investors@almacapital.com
www.almacapital.com

⁽¹⁾ Represents the views of Alma Gramercy Emerging Markets Debt. Alma Capital Investment Management does not take any responsibility for these views and does not necessarily endorse or support such views. ⁽²⁾ Source: Alma Capital Investment Management. The Fund's performance above is shown net of all fund fees. Past performance is not a reliable indicator of future returns. All information as of 30 April 2024 unless otherwise specified. Please refer to the disclaimers at the end of this document.

Alma Gramercy Emerging Markets Debt

Data as of
30 April 2024

Fund AUM
\$175,958,912

Fund Launch
03 November 2022

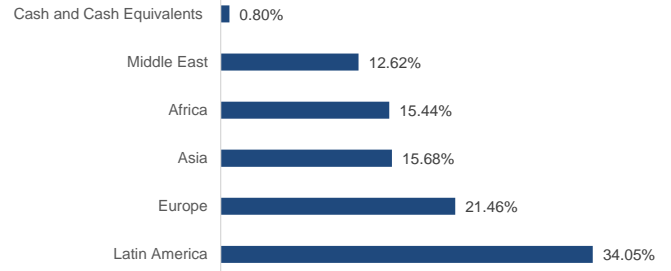


Fund Characteristics

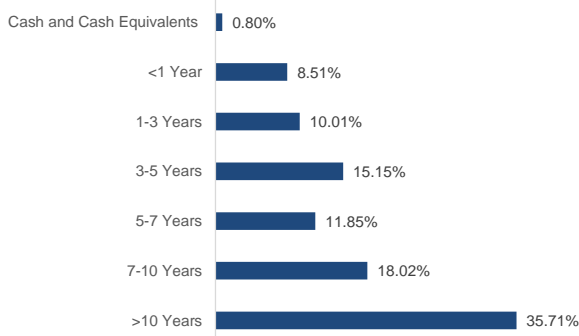
Asset Allocation ⁽³⁾

Type of assets	% NAV
Government bonds - local currency	16.35%
Government bonds - hard currency	25.61%
Corporate Credit - hard currency	57.30%
Cash and Equivalents	0.80%

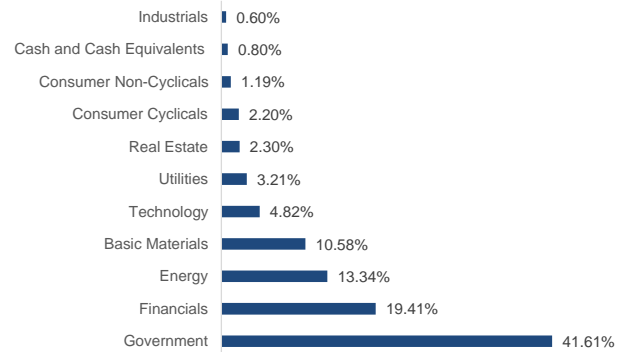
Regional Breakdown ^{(3) (4)}



Maturity Breakdown ⁽³⁾



Sector Breakdown ⁽³⁾



Key Facts

Issuer / Manager	Alma Capital Investment Funds / Alma Capital Investment Management						
Fund Type	Luxembourg UCITS SICAV						
Share Classes	I USD C	I EUR-H C	I EUR-H D	R USD C	R EUR-H C	R EUR-H D	R USD D
ISIN-Code	LU2485348770	LU2485349158	LU2485349232	LU2485349661	LU2485350164	LU2485350081	LU2485349588
BBG Ticker	ALGIUC LX	ALGICIE LX	ALGIEHD LX	ALGIRUC LX	ALGREHC LX	ALGIREH LX	ALGIRUD LX
Currency	USD	EUR	EUR	USD	EUR	EUR	USD
Management Fee p.a. ⁽⁵⁾	0.75%	0.75%	0.75%	1.25%	1.25%	1.25%	1.25%
Tax d'abonnement p.a.	0.01%	0.01%	0.01%	0.01%	0.01%	0.01%	0.01%
Initial Issue Price	\$100.00	€ 100.00	€ 100.00	\$100.00	€ 100.00	€ 100.00	\$100.00
Launch Date	03 November 2022	-	06 February 2023	-	-	-	-
Subscription and Redemption Cut-Off	12:00 p.m. CET (T-1)						
Valuation Day (T)	Daily						
NAV Publication	Daily, published on a T+1 basis						
Settlement	T+3						
Depository, Administrator, Transfer Agent	BNP Paribas (LU)						
Registered Countries ⁽⁶⁾	Austria, France, Italy, Ireland, Germany, Luxembourg, UK						
SRI	3						

(3) Source: Alma Capital Investment Management. Position breakdown does not include share class hedging forwards, which contribute to NAV. (4) Exposure by country of risk is calculated on a delta adjusted basis and is determined by the country where the issuer of the security generates a majority of its revenue, where this information is available. (5) Management Fee is payable monthly to the Management Company and is calculated on each Valuation Day on the basis of the Net Asset Value of the relevant Share Class. The Investment Manager is remunerated by the Management Company out of the Management Fee. (6) Registered countries where at least one share of the fund is registered. All information as of 30 April 2024 unless otherwise specified. Please refer to the disclaimers at the end of this document.

Alma Gramercy Emerging Markets Debt

Data as of
30 April 2024

Fund AUM
\$175,958,912

Fund Launch
03 November 2022



Commentary - Gramercy - April ⁽⁷⁾

April saw a continuation of the higher for longer inflation narrative in the U.S. unfolding as U.S. CPI had its third consecutive upside surprise with strong core inflation dynamics. This kept U.S. Treasury rates on an upward trajectory with the 10-yr widening 48bps during the month to end at 4.68% and the 2-yr touching 5%, levels not seen since November 2023. While other data, such as lower than expected Producer Price Index and weak composite PMIs (the lowest reading in four months), pointed to a softening economy, this data was all but forgotten as investors focused on inflation and the tricky position in which the Fed was finding itself. Consequently, macro risk sentiment during the month of April was quite volatile. In this context, the Fund (I USD ACC) returned -1.61% compared to the JPM Equal Weight Index return of -1.70%.

In terms of return streams, EM corporates outperformed with the CEMBI Broad Diversified Index down only 0.6% on the back of its low duration (only 4.2 years). EM local currency sovereigns underperformed with the GBI-Broad Diversified Index down 1.4% as the U.S. dollar continued to strengthen on the back of U.S. exceptionalism and higher for longer rates expectations in the U.S. EM hard currency sovereigns, however, was the worst performer of the sub asset classes with the EMBI Global Diversified (EMBIGD) Index losing 1.8% in April, largely on the back of its higher duration profile of 6.5 years. On a total return basis, the high yield component of the EMBIGD Index outperformed the IG component significantly (down only -1.2% vs -2.4%) during the month mostly due to the duration differential (5.4 vs 7.6 years) and the swift move in rates. In contrast, HY corporates, which have the lowest duration profile (3.4 years), outperformed every other sub asset class by being relatively flat on the month (down only 0.2%). Relative to IG corporates, HY corporates outperformed by 70bps on a total return basis during the month of April.

During the month of April, performance for the Fund largely benefited from an underweight allocation to IG sovereigns and to EM local currency sovereigns, the two sub asset classes which suffered the most from the move in U.S. Treasuries and strength in the U.S. dollar. These factors were partially offset by certain duration assets and stressed sovereign positions, which suffered from the overall negative macro sentiment.

Disclaimer

MARKETING COMMUNICATION

Alma Capital Investment Funds is a Luxembourg undertaking for collective investment pursuant to Part I of the law of 17 December 2010 relating to undertakings for collective investment. It is registered with the Luxembourg Trade and Companies' Register under number B159458 and has its registered address at 22-24 Boulevard Royal, L-2449, Grand Duchy of Luxembourg.

Alma Capital Investment Management S.A. acts as the management company. It is governed by chapter 15 of the law of 17 December 2010 and supervised by the Commission de Surveillance du Secteur Financier (CSSF) in Luxembourg under number S00000930. It is incorporated under the form of a société anonyme and has its registered address at 22-24 Boulevard Royal, L-2449, Luxembourg.

It is registered with the Luxembourg Trade and Companies' Register under number B171608 and its website is: www.almacapital.com

Gramercy Fund Management LLC acts as the delegated investment manager. Alma Capital Investment Management disclaims any liability for any direct, indirect, consequential or other losses or damages including loss of profits incurred by you or by any third party that may arise from any reliance on this document or for the reliability, accuracy or completeness thereof.

This material is issued and has been prepared by the management company. It contains opinions and statistical data that are considered lawful and correct on the day of their publication according to the economic and financial environment at the time. This document does not constitute investment advice or form part of an offer or invitation to subscribe for or to purchase any financial instrument(s) nor shall it or any part of it form the basis of any contract or commitment whatsoever.

This document has been prepared without consideration of the investment needs, objectives or financial circumstances of any investor. Before making an investment decision, investors need to consider, with or without the assistance of an investment adviser, whether the investments and strategies described or provided by Alma Capital Investment Management, are appropriate, in light of their particular investment needs, objectives and financial circumstances. Any report or analysis within this document is shown for information, discussion or illustrative purposes and does not constitute an offer, recommendation or solicitation to conclude a transaction and should not be treated as giving investment advice.

Past performance does not predict future returns.

The performance figures disclosed in this document are based on the net asset values in US Dollar. Returns may increase or decrease as a result of currency fluctuations.

The information contained in this document is provided for information purposes only. Any investment decision in relation to a fund should be based solely on the latest version of the prospectus (which includes the specific risks that investors should consider before investing), the audited annual and, if more recent, un-audited semi-annual reports and the Key Investor Document (KID), all of which are available in English upon request to Alma Capital Investment Management S.A., 22-24 Boulevard Royal, L-2449, Luxembourg or on www.almacapital.com

All information referred to in the present document is available on www.almacapital.com

© Alma Capital Investment Management S.A. 2024. All rights reserved. No further distribution is allowed without prior written consent of the Issuer.

(7) Information provided by Gramercy Funds Management LLC. Alma Capital Investment Management and its affiliates take no responsibility for the content. All information as of 30 April 2024 unless otherwise specified. Please refer to the disclaimers at the end of this document.