

Alma Recurrent Energy Infrastructure Income Fund

Data as of
28 November 2025

Fund AUM
\$24,826,617

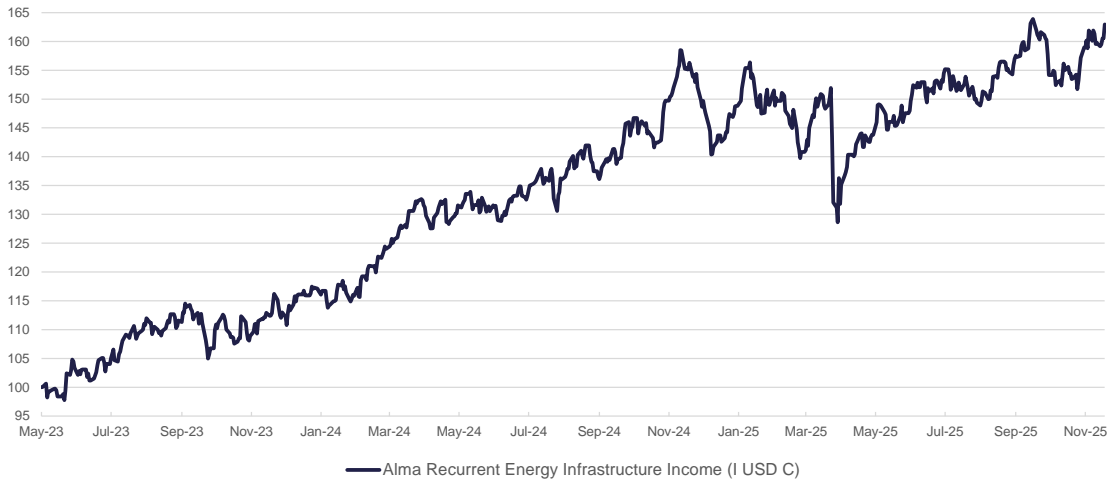
Fund Launch
11 May 2023



Investment Strategy

- The fund seeks total return with substantial current income from a diversified portfolio of energy infrastructure companies specialising in the transportation of oil and gas.
- Energy infrastructure assets often generate revenues with inflation and interest rate pass-throughs, making investments in these companies potentially better insulated from inflation risks over time. Further, energy infrastructure assets have long lives and low variable costs, meaning they can generate high levels of free cash flow across the full economic cycle.
- The fund may invest in companies of any market size capitalisation, including IPOs.
- The investment process is strongly focused on company-level valuation analysis.

Performance History (11 May 2023 - 28 November 2025) ⁽²⁾



Investment Manager - Recurrent ⁽¹⁾

- SEC-registered Houston-based independent investment advisor founded in 2017, with \$1.2bn in AUM.
- Portfolio is managed by Mark Laskin and Bradley Olsen, founders of the firm, who both worked at BP Capital Fund Advisors and have extensive experience in energy investing.
- Specialised in energy and natural resources investment.

Fund Performance Summary (I USD C Share Class) ⁽²⁾

	1M	3M	6M	YTD	1Y	3Y	5Y	ITD	Ann. ITD
Alma Recurrent Energy Infrastructure Income	6.11%	4.11%	11.98%	12.99%	4.25%	-	-	62.95%	21.07%

Volatility since Launch (%): 16.17

Please refer to our website to find performances for other shares classes.

Alma Capital Commitments



Monthly Fund Performance (I USD C Share Class) ⁽²⁾

Year	Jan	Feb	Mar	Apr	May	Jun	Jul	Aug	Sep	Oct	Nov	Dec	YTD
2025	2.26%	0.46%	0.62%	-4.96%	2.71%	4.36%	0.05%	3.01%	2.96%	-4.71%	6.11%		12.99%
2024	0.90%	3.62%	7.71%	-1.46%	3.27%	0.26%	3.51%	2.94%	-1.51%	1.89%	9.73%	-7.73%	24.39%
2023				-2.22%*	7.07%	5.69%	0.52%	-0.13%	-2.35%	5.87%	0.95%		15.94%

*Performance has been calculated since the share class launch on 11 May 2023

Contact Details

+33 1 56 88 36 61 (FR)
info.investors@almacapital.com
www.almacapital.com

(1) Represents the views of Recurrent Investment Advisors LLC. Alma Capital Investment Management does not take any responsibility for these views and does not necessarily endorse or support such views. (2) Source: Alma Capital Investment Management. The Fund's performance above is shown net of all fund fees. Past performance is not a reliable indicator of future returns. All information as of 28 November 2025 unless otherwise specified. Please refer to the disclaimers at the end of this document.

Alma Recurrent Energy Infrastructure Income Fund

Data as of
28 November 2025

Fund AUM
\$24,826,617

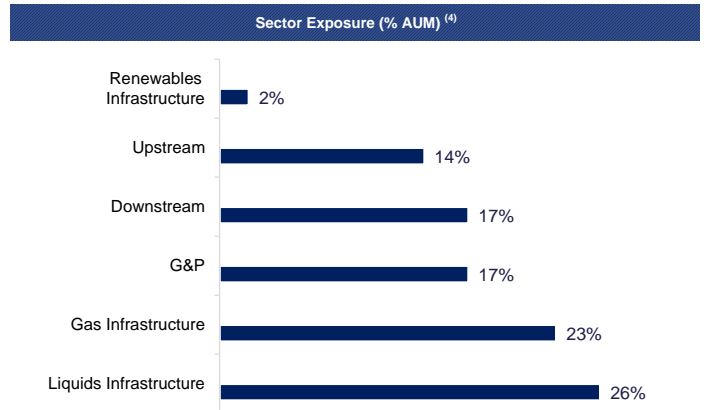
Fund Launch
11 May 2023



Fund Characteristics

Portfolio Characteristics ⁽³⁾	
Main indicators	Fund
No. of securities	27
Weighted Average Market Cap (\$ bn)	33.2
Median Market Cap (\$ bn)	22.5
Price/Earnings (x)	23.8
Price/Book (x)	2.4
Estimated Dividend Yield (%)	4.0

Top 10 Issuers ⁽³⁾		
Issuer name	Sector	% AUM
CENOVUS ENERGY INC.	INTEGRATED OIL & GAS	6.51%
TARGA RESOURCES CORP.	OIL & GAS TRANSPORTATION SERVICES	5.81%
ONEOK INC.	OIL & GAS TRANSPORTATION SERVICES	5.64%
KEYERA CORP.	OIL & GAS REFINING AND MARKETING	5.27%
MURPHY USA INC.	OIL & GAS REFINING AND MARKETING	5.05%
SUNCOR ENERGY INC.	INTEGRATED OIL & GAS	4.85%
DT MIDSTREAM INC.	OIL & GAS TRANSPORTATION SERVICES	4.83%
KINDER MORGAN INC.	OIL & GAS TRANSPORTATION SERVICES	4.62%
PEMBINA PIPELINE CORPORATION	OIL & GAS TRANSPORTATION SERVICES	4.32%
PHILLIPS 66	OIL & GAS REFINING AND MARKETING	4.30%
TOTAL :		51.21%



Key Facts

Issuer / Manager					
Alma Capital Investment Funds / Alma Capital Investment Management					
Fund Type					
Luxembourg UCITS SICAV					
Share Classes *	I USD C	I EUR-H C	I EUR C	R USD C	R EUR-H C
ISIN-Code	LU2568321942	LU2568322320	LU2568321785	LU2568322833	LU2568323211
BBG Ticker	ALMAYUI LX	ALMAENQ LX	ALMNRCP LX	ALMAENR LX	ALMNRCs LX
Currency	USD	EUR	EUR	USD	EUR
Management Fee p.a. ⁽⁵⁾	1.05%	1.05%	1.05%	1.55%	1.55%
Tax d'abonnement p.a.	0.01%	0.01%	0.01%	0.05%	0.05%
Initial Issue Price	\$100	€100	€ 100	\$100	€ 100
Launch Date	11 May 2023				
Subscription and Redemption Cut-Off	12:00 p.m. CET (T-1)				
Valuation Day (T)	Daily				
NAV Publication	Daily, published on a T+1 basis				
Settlement	T+3				
Depository, Administrator, Transfer Agent	BNP Paribas S.A.				
Registered Countries ⁽⁶⁾	Austria, France, Germany, Ireland, Italy, Luxembourg, Switzerland, United Kingdom				
SRI	6				

* Note: additional share classes available, please refer to the Prospectus

(3) Source: Alma Capital Investment Management. (4) Source: Recurrent Investment Advisors LLC excluding cash and other cash equivalent (5) Management Fee is payable monthly to the Management Company and is calculated on each Valuation Day on the basis of the Net Asset Value of the relevant Share Class. The Investment Manager is remunerated by the Management Company out of the Management Fee. (6) Registered countries where at least one share of the fund is registered.
All information as of 28 November 2025 unless otherwise specified.
Please refer to the disclaimers at the end of this document.

Alma Recurrent Energy Infrastructure Income Fund

Data as of
28 November 2025

Fund AUM
\$24,826,617

Fund Launch
11 May 2023



Commentary - Recurrent - November 2025 ⁽⁷⁾

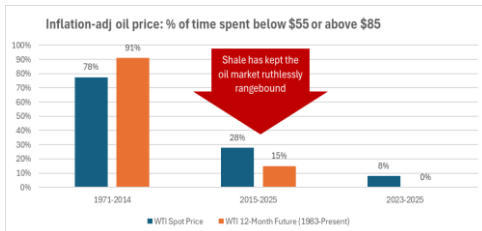
Year-end letters, often full of forecasts, are a challenge for us – commodity forecasting is explicitly not part of our investment process. Instead, we use probabilistic frameworks to understand economic boundaries within the markets where we invest, and find areas where risk/reward is asymmetrically positive. In our final letter of the year, we revisit several market frameworks from our 2025 research to chart a course for 2026... and find ourselves at odds with current market consensus.

- OIL: In the face of extreme (bearish and bullish) forecasts throughout 2025, oil remained in the Shale-defined \$55-85/bbl range discussed in our “Frack-tured Cartel” paper. Oil is \$55/bbl today and sentiment is bearish. We see oil price risk weighted to the upside.
- GAS: uniformly bullish price forecasts cite AI and LNG demand, without acknowledging the demand elasticity of this growth. Demand growth craters above \$4/mcf. Our 2026 forecast envisions high volume growth, with price stuck <\$4.
- MIDSTREAM: US oil wells are becoming gassier, so midstream volume growth continues... even if oil production stagnates or declines. Rig count cuts stabilize oil price and support midstream sentiment. A capex-heavy 2025 weighed on midstream valuations, but free cash flow grows in 2026 as capex moderates.

During the month of November 2025, the Alma Recurrent Energy Infrastructure Income Fund generated net returns of +6.11%, slightly lagging the Alerian MLP Index's (AMZ) +6.22%.

Analysis: Using our 2025 economic frameworks to chart a course for 2026

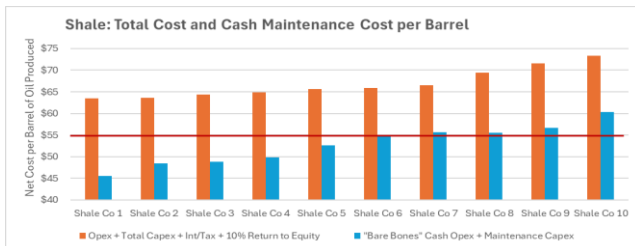
OIL – uniform bearishness as we approach the “lower bound” of Shale economics: In early 2025, our “Frack-tured Cartel” whitepaper highlighted how last decade's historic geopolitical volatility led to... surprisingly stable oil prices. Despite various shocks, oil has stayed between \$55-85/bbl (inflation adj.) three-quarters of the time since 2014 and >90% of the time since 2022. Shale – only 10% of global supply – is the only resource that has the supply elasticity to add or subtract ~1mm bbls/day within ~12 mos on price signals alone. These marginal Shale economics have, and will, keep oil ruthlessly rangebound.



Source: Bureau of Labor Statistics (BLS), World Bank, Energy Information Agency (EIA), St. Louis Federal Reserve (FRED), Bloomberg, Recurrent research.

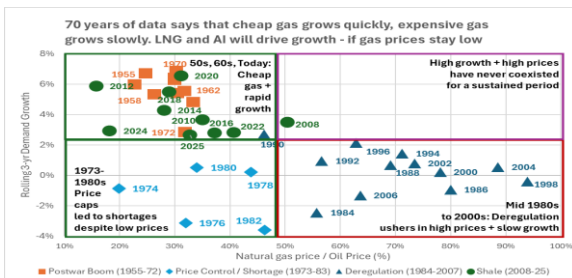
Our paper was met with skepticism. This year, trade wars (and real wars) threatened global GDP, and ceasefires in Iran and (maybe) Ukraine increased fears of oversupply. And yet, oil spent all of 2025 inside our \$55-85/bbl range. Today, at the bottom of our \$55-85/bbl range, bearish \$40/bbl forecasts have gotten louder. However, given acute fiscal challenges for Shale producers below \$55/bbl, we see meaningfully more upside than downside for oil price today, and expect any sojourn below \$55/bbl to be short-lived.

As is shown below, most publicly traded Shale operators are not only failing to generate a return on capital at \$55 (10% returns on equity require close to \$70/bbl for most operators), but **roughly 50% of the largest and most efficient public operators are failing to cover cash operating costs and maintenance capital expenditures at \$55/bbl**. If we include growth initiatives, interest expense, cash taxes, and a modest 10% return on capital, all Shale operators are deeply underwater.



Note: Includes publicly traded E&P companies >\$5bn market cap where US Shale is >70% of production: EOG, OXY, COP, DVN, FANG, MTDR, OVV, CHRD, PR. Maintenance capex = estimated share of capex dedicated to maintaining existing production. Source: SEC filings, Bloomberg, Recurrent research.

GAS – analysts mesmerized by the size of AI/LNG fail to analyze elasticity of demand: both demand and supply are surging. Expectations of AI and LNG growth have kept many analysts bullish on price. The (large) size of these opportunities is well documented (including by us!) – but few discuss the elasticity of this demand. Above \$4/mcf (where gas briefly soared last month), demand destruction for gas is rapid. A year ago, we noted how US demand since the 1950s has grown only when gas is cheap. Over 70 years, all market growth has occurred when gas is at or below 40% of oil price. With oil at \$55, gas must stay <\$3.70/mcf to offer the advantage historically associated with rapid growth.



Source: Recurrent research, Bloomberg, US DOE and Berkeley Labs, Energy Information Administration (EIA)

(7) Information provided by Recurrent Investment Advisors LLC. Alma Capital Investment Management and its affiliates take no responsibility for the content.

All information as of 28 November 2025 unless otherwise specified.

Please refer to the disclaimers at the end of this document.

Alma Recurrent Energy Infrastructure Income Fund

Data as of
28 November 2025

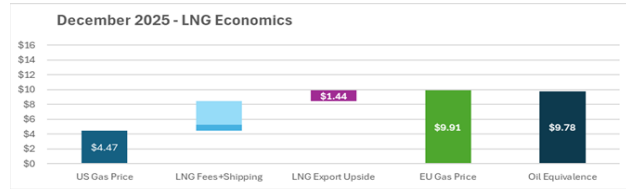
Fund AUM
\$24,826,617

Fund Launch
11 May 2023



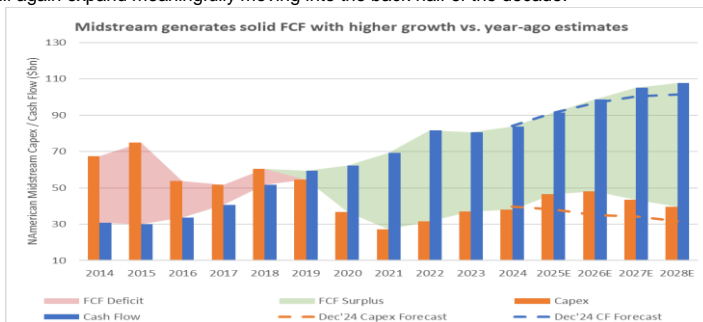
Commentary - Recurrent - November 2025 ⁽⁷⁾

Many investors hope US LNG exports will allow US gas to escape the elasticities of the US market. But global LNG demand has its own constraints and elasticities. One challenge is the relatively small size of the global LNG market which must absorb US export capacity. US LNG capacity expanded by a record amount in 2025, and the impact could be seen in global gas markets. A year ago, the EU gas market provided a ~\$7/mcf uplift to US producers, even after LNG/shipping fees. This December, margins sit ~\$1/mcf, as the surge in US exports has pushed the winter price of EU gas below oil value and driven the tightest LNG margins since COVID. With US LNG exports expected to continue their surge in the next ~5 years, US LNG will need to incentivize demand (via lower prices) to continue expanding into the global LNG market.



Source: Recurrent research, EIA, Bloomberg.

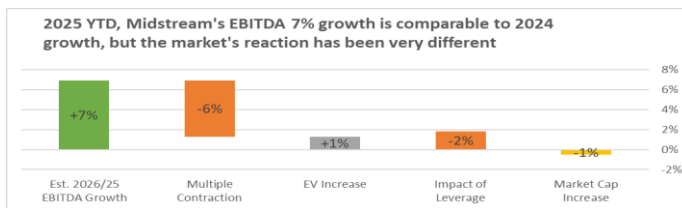
MIDSTREAM – capex increased in 2025, but FCF remains intact. Valuations have fallen, leaving midstream attractively positioned into 2026: What do commodity cross-currents mean for the midstream sector? Late 2024 and early 2025 saw a crop of new large-scale natural gas pipeline project announcements. Investors greeted these announcements with excitement in 2024 and early 2025, but excitement cooled as 2025 free cash flow was compressed by higher capex. The first new project announcements in nearly a decade caught some investors off guard, but overall free cash flow (FCF) profile of the sector remains robust. Capex announcements likely moderate in 2026, and FCF will again expand meaningfully moving into the back half of the decade.



Source: Recurrent research, SEC filings, Bloomberg.

Notes: Compares public companies as of 12/31/24 and 12/18/25, along with Bloomberg consensus estimates as of those same dates. Study contains the 28 largest publicly traded North American midstream companies by market cap, including KMI, ET, LNG, EPD, OKE, CEQP, WMB, TRGP, NS, MMP, WES, MPLX, PAA, DCP, ENLC, SUN, TRP CN, ENB CN, PPL CN, GEI CN, ALA CN, KEY CN, KNTK, HESM, DTM, ENBL, EQM/ETRN.

For midstream fundamentals, the growth outlook remains unambiguously positive: a large (and growing) share of gas production comes from oil wells, where “associated gas” is effectively a freely produced byproduct that needs to be handled by midstream operators. Concerns about rising capex and falling rig counts pressured midstream in 2025, leading to the first year of valuation compression since COVID. The result is that midstream companies now stand with lower valuations, better growth and rising cash flow into 2026.



Source: Recurrent research, SEC filings, Bloomberg.

Notes: Compares public companies as of 12/31/23 and 12/31/24 and 10/15/25, along with next twelve month Bloomberg consensus EBITDA estimates as of those same dates. Study contains the 28 largest publicly traded North American midstream companies by market cap, including KMI, ET, LNG, EPD, OKE, CEQP, WMB, TRGP, NS, MMP, WES, MPLX, PAA, DCP, ENLC, SUN, TRP CN, ENB CN, PPL CN, GEI CN, ALA CN, KEY CN, KNTK, HESM, DTM, ENBL, EQM, ETRN.

Disclaimer

MARKETING COMMUNICATION

Alma Capital Investment Funds is a Luxembourg undertaking for collective investment pursuant to Part I of the law of 17 December 2010 relating to undertakings for collective investment. It is registered with the Luxembourg Trade and Companies' Register under number B159458 and has its registered address at 22-24 Boulevard Royal, L-2449, Luxembourg, Grand Duchy of Luxembourg. Alma Capital Investment Management S.A. acts as the management company. It is governed by chapter 15 of the law of 17 December 2010 and supervised by the Commission de Surveillance du Secteur Financier (CSSF) in Luxembourg under number S00000930. It is incorporated under the form of a société anonyme and has its registered address at 22-24 Boulevard Royal, L-2449, Luxembourg.

Recurrent Investment Advisors LLC acts as the delegated Investment Manager. Except as otherwise stated, Recurrent Investment Advisors LLC does not take any responsibility for the accuracy of the contents of this document, any representations made herein or the performance of the Fund. Recurrent Investment Advisors LLC disclaims any liability for any direct, indirect, consequential or other losses or damages including loss of profits incurred by you or by any third party that may arise from any reliance on this document or for the reliability, accuracy or completeness thereof. Recurrent Investment Advisors LLC is not responsible for, nor involved in, the marketing, distribution or sales of shares or interests in the Fund and is not responsible for compliance with any marketing or promotion laws, rules or regulations; and no third party is authorised to make any statement about any of Recurrent Investment Advisors LLC's products or services in connection with any such marketing, distribution or sales.

This material is issued and has been prepared by the management company. It contains opinions and statistical data that are considered lawful and correct on the day of their publication according to the economic and financial environment at the time. This document does not constitute investment advice or form part of an offer or invitation to subscribe for or to purchase any financial instrument(s) nor shall it or any part of it form the basis of any contract or commitment whatsoever. This document has been prepared without consideration of the investment needs, objectives or financial circumstances of any investor. Before making an investment decision, investors need to consider, with or without the assistance of an investment adviser, whether the investments and strategies described or provided by Alma Capital Investment Management, are appropriate, in light of their particular investment needs, objectives and financial circumstances. Any report or analysis within this document is shown for information, discussion or illustrative purposes and does not constitute an offer, recommendation or solicitation to conclude a transaction and should not be treated as giving investment advice. Past performance does not predict future returns. The performance figures disclosed in this document are based on the net asset values in US Dollar. Returns may increase or decrease as a result of currency fluctuations. The information contained in this document is provided for information purposes only. Any investment decision in relation to a fund should be based solely on the latest version of the prospectus (which includes the specific risks that investors should consider before investing), the audited annual and, if more recent, un-audited semi-annual reports and the Key Investor Document (KID), all of which are available in English upon request to Alma Capital Investment Management S.A., 22-24 Boulevard Royal, L-2449, Luxembourg or on www.almacapital.com

All information referred to in the present document is available on www.almacapital.com

© Alma Capital Investment Management S.A. 2025. All rights reserved. No further distribution is allowed without prior written consent of the Issuer.